



Family Courts of Jamaica
The Chief Justice's First Quarter Statistics Report for 2022
(Corporate Area Family Court, the Trelawny Family Court and
the Western Regional Family Courts)

| | JANUARY TO MARCH HIGHLIGHTS | | |
|-------------------------------|------------------------------------|--------------------|--------------------|
| | <u>2022</u> | <u>2021</u> | <u>2020</u> |
| Gross Case Clearance Rate (%) | 116.57 | 111.61 | 105.61 |
| Net backlog rate (%) | 7.83 | 8.97 | 10.12 |

TABLE OF CONTENTS

| | |
|---|----|
| Executive Summary | 3 |
| Introduction..... | 6 |
| Methodology..... | 8 |
| Chapter 1.0: The Corporate Area Family Court..... | 10 |
| Chapter 2.0: The St. James Family Court..... | 44 |
| Chapter 3.0: The Westmoreland Family Court..... | 50 |
| Chapter 4.0: The Hanover Family Court | 54 |
| Chapter 4.0: The Trelawny Family Court..... | 62 |
| Aggregate case activity summary..... | 67 |
| Conclusion..... | 68 |
| Glossary of Terms | 70 |

Executive Summary

The specialized family courts in Jamaica continued a trend of commendable output in the first quarter of 2022 and in so doing is poised to make a strong contribution towards the realization of several key quantitative targets set out by the Honourable Chief Justice as part of the objective for the Jamaican judiciary to become one of the best performing court systems in the world over the next few years. One of the primary outcomes of these strategic targets is the attainment of a net case backlog rate of less than 5% across the Jamaican judiciary. Accomplishing such a goal will pivot the court system more firmly towards inspiring public confidence and in contributing immensely to creating the environment for business, investment and broader economic buoyancy.

There were 294 new cases filed at the five specialized family courts included in this report, namely the Corporate Area Family Court, Trelawny and the three Western Regional Family Courts of St. James, Hanover and Westmoreland. The St. James location again accounted for the largest share of these new cases filed with 711 or 33.95%, followed by the Corporate Area with 647 or 30.90% and Westmoreland with 412 or 19.68%. The Family Courts of Hanover and Trelawny with 8.40% and 7.07% of the new cases filed in the quarter accounted for the lowest shares. The St. James Family Court also accounted for the largest share of cases disposed during the quarter with 1115 or 30.68% followed by the Kingston and St. Andrew Family Court with 553 or 23.16% and the Westmoreland Family Court with 41.17% respectively.

On the matter of the case clearance rate which is one of the most critical measures of court performance, from which several metrics stem, the St. James Family Court was also the leader

for the quarter, netting an impressive 160.62%, followed by the Westmoreland Family Court with 111.89%. The Kingston and St. Andrew Family Court and the Hanover family Court ranks next with rates of 87.94% and 91.48% respectively while the Trelawny Family Court with a rate of 72.97% rounds off the list.

The estimated net case backlog rate across the specialized family courts is computed to be roughly 7.83%, an improvement of 1.14 percentage points when compared to the corresponding period in 2021. A net case backlog rate of 5% or less is highly desirable and reflective of a court operating at near optimality in its clearance of cases. At the current rate of case clearance, it is anticipated that the family courts as a whole will be able to achieve a net case backlog rate of under 5% within the next 12-18 months.

The Family Courts as a whole continue to face challenges with delay factors such as the absenteeism of applicants and respondents for hearings as well as due to outstanding scientific reports, among other factors. Strengthening the case management apparatus of these courts as well as greater levels of cooperation and efficiency from external parties and stakeholders will be useful in reducing the general incidence of delays going forward. The Family Courts are among the first set of courts to benefitting from the introduction of the new Judicial Case Management System (JCMS) which will position them to become significantly more efficient and facilitate a broader range of statistical reporting.

Aggregate case flow performance estimates for the first quarter ended March 31, 2022

| Family Court | Number of new cases | Gross Number of disposed cases | Gross number of Inactive cases | Weighted Average Case Clearance Rate (%) |
|-------------------------------|----------------------------|---------------------------------------|---------------------------------------|---|
| Corporate Area Family Court | 647 | 553 | 16 | 87.94 |
| Hanover Family Court | 176 | 159 | 2 | 91.48 |
| St. James Family Court | 711 | 1115 | 27 | 160.62 |
| Westmoreland Family Court | 412 | 459 | 2 | 111.89 |
| Trelawny Family Court | 148 | 102 | 6 | 72.97 |
| Total/Weighted Average | 2094 | 2388 | 53 | 116.57 |

The above table provides a summary of aggregate case activity across the featured specialized Family Courts in the first quarter of 2022. It shows that a total of 2094 new cases were filed in these courts, while 53 became inactive and 2388 were disposed, leading to an estimated weighted case clearance rate of 116.57%. The St. James Family Court recorded the highest overall weighted case clearance rate among the featured courts with 160.62%, followed by the Westmoreland Family Court with 111.89%.

Introduction

In recent years, an electronic data capture system has been implemented in the specialized Family Courts of the Corporate Area, Trelawny and the Western Regional Family Courts (comprising St. James, Westmoreland and Hanover) to promote efficient data collection and statistical reporting as well as improved case management practices. The system, now nearly perfected, is the foundation for the production of this statistics report on these specialized Family Courts, detailing a range of case related activities in the first quarter of 2022. The specialized family courts are quite unique within the Jamaican court system, carrying out an array of functions on daily basis – in many ways functioning as a ‘one-stop shop.’ Among the primary functions carried out are on site counselling, filtering matters to offsite counselling locations, extensive open court hearings and adjudication and facilitating wide-ranging operational logistics involving the collection of payments and pay-outs for matters such as maintenance. The specialized Family Courts also tends to a number of distinct case types/macro business units, namely criminal, civil, domestic violence, family which includes maintenance, custody, adoption, declaration of paternity, guardianship and child welfare which includes childcare and protection and uncontrollable child. The criminal division and child welfare together make up the primary activities in the Children’s Court. This report primarily focusses on open court activity for the named specialize courts. According to the Judicature Family Court Act, the primary purpose of the Family Court is to prevent the breakdown of families and where this may be unavoidable to ensure that the welfare of its members and in particular children is safeguarded. The plethora of functions, both judicial and administrative which are performed by the Family Courts are

therefore not surprising. In explaining the structure of the handling of family matters in the Jamaican court system, the Judicature (Family Court) Act of 1975 outlines that:

Matters concerning the family of which our statute laws take cognizance are adoption, custody, maintenance, affiliation, juveniles in need of care and attention, juvenile offenders and divorce...the Resident Magistrate's Court (now parish courts) have jurisdiction in adoption, maintenance and affiliation. These courts along with the Supreme Court hear and determine matters relating to custody and guardianship. The law relating to juveniles in need of care and protection and to offending juveniles is principally administered by the Juvenile Courts, whilst the Supreme Court exercises exclusive jurisdiction in divorces.

The Family Courts are indeed an important part of the fabric of the justice sector and nation building and statistical reporting of this nature will contribute positively to the productivity of this court and improve the public's understanding and appreciation of its role and provisions. Together, these throughputs will redound to the benefit of the Jamaican society in both the long and short runs. It of note that the newly formed specialized Family Court in Chapleton, Clarendon, Manchester and St. Ann are not included in this report but will appear in later reports in future reports once the new Judicial Case Management System is implemented at these locations.

Structure of Report

This first quarter statistics report for 2022 is subdivided into four primary chapters, the second focussing extensively on open court operations at the Corporate Area Family Court, followed by summary measures on the three specialized family courts in the Western Region, namely St. James, Westmoreland and Hanover and also the Trelawny Family Court.

Disclaimer

The numbers that are reflected in the case activity summary in the annual report may vary slightly from those quoted in the individual quarterly reports throughout the year due to occasional constraints with timely access to all records and other mitigating factors. Methodological adjustments may also result in slight variations in comparative figures across periods.

Methodology – Generating Court Statistics in Jamaica

Guaranteeing the reliability and validity of the data used to produce the periodic statistical reports for the Jamaican Courts is of utmost importance as we seek to produce a data driven enterprise for policymaking and operational decisions. As a result, a robust and verifiable system of data production has been created in both the parish court and the Supreme Court jurisdictions. At the parish courts, a data capture system for criminal matters, called the CISS (Case Information Statistical System) has been operational in several courts for the past 5 years. This system captures a wide range of data on the progression of criminal cases from initiation to disposition and is manned by at least one dedicated Data Entry Officer Statistical Officer in each court. These officers update the system on a daily basis so that the data produced is as close as possible to real time. The electronic data sheets for each parish court are then validated and backed-up to the network at the end of each month and the data submitted to a centralized, secure medium for processing by the Statistical Unit of the Supreme Court. A data validation mechanism is in place to periodically sample case files in all parish courts and the Divisions of the Supreme Court. A representative sample of case files are taken in each case and crosschecked against the electronic data to detect and eliminate errors of omission and commission.

The Court Statistics Unit at the Supreme Court produces various quarterly and annual court reports which are published on the websites of the Supreme Court and the Parish Courts; however, interim data required by stakeholders may be requested through the Office of the Chief Justice.

Chapter One: Case Activity in the Criminal Section (Corporate Area Family Court)

Case Activity in the Criminal Division (A Division of the Children’s Court)

Section 1.0: An analysis of Criminal Case Activity in the Family Courts in the first quarter of 2022

This chapter of the document will examine a range of output and performance measurements for criminal matters in the Family Court for the first quarter ended March 31, 2022. Such will involve analyses of caseload, case type distribution, case clearance rates and disposal rates as well references to the case backlog rate and on-time case-processing rate among other metrics.

Table 1.0a: Sampling distribution of the status of charges handled at the Corporate Area Family Court in the first quarter ended March 31, 2022

| Number of charges handled | Number of active charges | Number of disposed charges | Number of inactive charges |
|---------------------------|--------------------------|----------------------------|----------------------------|
| 297 | 231 | 63 | 3 |

The above table shows a sampling distribution of 297 criminal charges that were handled at the Corporate Area Family Court in the first quarter of 2022, an increase of 2 charges or a 0.68% increase when compared to the 295 charges recorded in the first quarter of 2021. At the end of the quarter, 231 matters or 77.78% were still active. A matter is considered inactive when it is adjourned without a future date set, as is typically the case with warrant matters. A total of 3 or 1.01% of these charges originating was inactive at the end of the quarter, while 63 or 21.21% were disposed.

Table 1.0b: Sampling distribution of the status of cases handled at the Corporate Area Family in the first quarter ended March 31, 2022

| Number of individual cases filed | Number of active cases | Number of cases disposed | Number of inactive cases |
|----------------------------------|------------------------|--------------------------|--------------------------|
| 142 | 108 | 32 | 2 |

The above table provides a sampling distribution of the case activity corresponding to the charges in the previous table. A sample of 142 criminal cases handled at the Corporate Area Family Court in the first quarter of 2022 is shown, 23 cases or 13.94% below the 165 cases recorded in the first quarter of 2021. Of the 142 cases handled, 108 were still active at the end of the quarter, 32 were disposed and 2 were inactive. There was a ratio of one (1) case to 2.09 charges handled in the first quarter of 2022. In other words, for every 100 cases handled, there were 209 charges. There was a ratio of 1 case to 1.79 charges recorded in the first quarter of 2022.

Table 1.0c: Distribution of cases statuses for criminal cases filed at the Corporate Area Family Court in the first quarter ended March 31, 2022

| Number of new cases filed | Number of active cases | Number of inactive cases | Number of disposed cases | Case disposal rate (%) | Case clearance rate (%) |
|---------------------------|------------------------|--------------------------|--------------------------|------------------------|-------------------------|
| 44 | 39 | 0 | 5 | 11.36 | 77.27 |

The above table provides a summary of the distribution of case statuses for new criminal cases filed at the Corporate Area Family Court in the first quarter of 2022. Of the 44 new criminal cases filed at this court, 39 were still active at the end of the quarter, while 5 were disposed. This resulted in an estimated case disposal rate of 11.36% for criminal cases filed, a 3.16 percentage points decline when compared to the 14.52% recorded in the first quarter of 2021. A more robust

measurement of the productivity of cases handled in any court is the case clearance rate, which provides a ratio of all cases disposed to the new cases filed in a given period. The data presented in table 1.0b suggests that a total of 34 criminal cases were either disposed or became inactive in the quarter, resulting in a clearance rate of 77.27%, which is an 8.21 percentage point decline when compared to the first quarter of 2021.

Table 2.0: Sampling distribution of case types for criminal charges filed at the Corporate Area Family Court for the first quarter ended March 31, 2022

| Case Type | Frequency | Percentage (%) |
|-----------------------|------------|----------------|
| Summary | 42 | 42.0 |
| Indictments | 32 | 32.0 |
| Committal Proceedings | 26 | 26.0 |
| Total | 100 | 100.0 |

The above table shows that the largest proportion of the sample of 100 criminal charges filed at the Corporate Area Family Court in the first quarter of 2022. Of these, 42 or 42% were summary matters, 32 or 32% were indictments and 26 or 26% were Indictments.

Table 3.0: Sampling distribution of mention court frequency for the first quarter ended March 31, 2022

Descriptive Statistics (months)

| | |
|------------------------|---------|
| Number of observations | 297 |
| Mean | 5.1313 |
| Median | 5.0000 |
| Mode | 6.00 |
| Std. Deviation | 2.53348 |
| Skewness | .994 |
| Std. Error of Skewness | .141 |
| Range | 15.00 |
| Minimum | 1.00 |
| Maximum | 16.00 |

The above table displays the descriptive statistics on mention court frequency for criminal matters at the Corporate Area Family Court in the first quarter of 2022. It is seen that the average number of mentions per case is roughly 5.1, an indication that for every 100 cases heard there were 51 mentions. The median number of mentions was 5, and the mode was 6. The maximum number of mentions per matter in the quarter was 16, while the minimum was 1 mention. The moderate standard deviation is an indication that there was some amount of variation in the mention court frequency of individual cases around the average incidence. The positive skewness is an indication that a larger proportion of the scores in the data set fell below the average mention court frequency. The result is slightly above the prescribed maximum rate 5 mentions per case, based on international best practices.

Table 4.0: Sampling distribution of methods of disposition for the first quarter ended March 31, 2022

| Method of Disposition | Frequency | Percentage (%) |
|------------------------------|------------------|-----------------------|
| Transferred | 15 | 23.81 |
| Granted | 13 | 20.63 |
| Guilty | 2 | 3.17 |
| Other | 33 | 52.38 |
| Total | 63 | 100.00 |

The above table summarizes the methods of disposition for a sample of 63 criminal charges disposed in the first quarter of 2022. Aside from the methods of disposition pooled under the category “other methods”, it is seen that matters transferred to another court with 15 or 23.81% accounts for the largest method of disposition in the quarter. Applications granted with 13 or 20.63% and guilty verdicts with 2 or 3.17% of the sample completes the list.

Table 5.0: Sampling distribution of times to disposition for the first quarter ended March 31, 2022

Descriptive statistics (in days)

| | |
|------------------------|-----------|
| Number of observations | 62 |
| Mean | 300.7903 |
| Median | 231.0000 |
| Mode | 493.00 |
| Std. Deviation | 221.33560 |
| Skewness | .719 |
| Std. Error of Skewness | .304 |
| Range | 771.00 |
| Minimum | 9.00 |
| Maximum | 780.00 |

The above descriptive statistics provide a summary of the time taken to dispose of a sample of 62 matters resolved in the first quarter of 2022. It is seen that the average time taken to dispose of these cases was roughly 301 days or 10 months, while the median time was 231 days and the most frequently occurring time to disposition in the quarter (mode) was 493 days. The modest standard deviation suggests that there is some variation in the individual times, while the positive skewness suggests that a larger portion of the times to disposition in the data set fell below the overall average time to disposition. The maximum time taken to dispose of these cases was roughly 780 days or 2.2 years and the minimum was 9 days.

Case Demographics

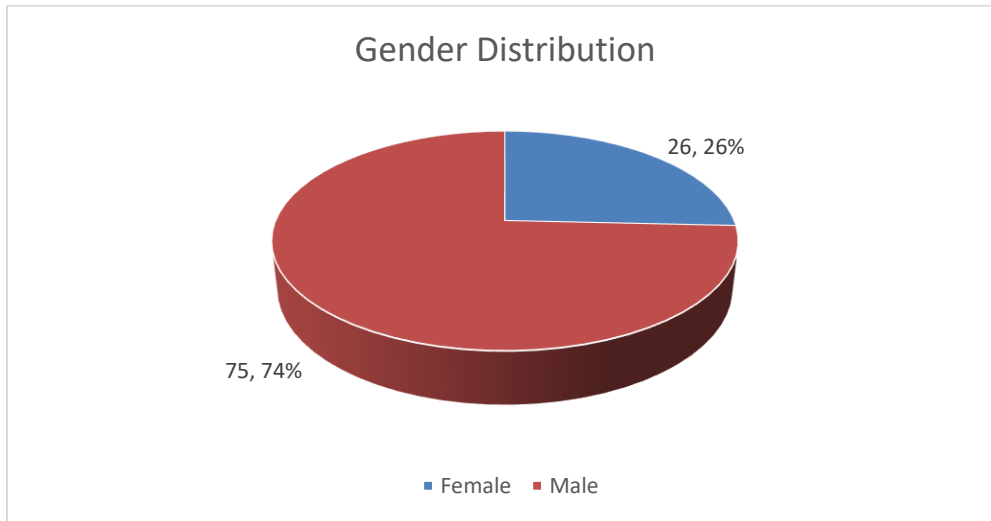
Table 1.0: Sampling distribution of the leading charges filed at the Corporate Area Family Court in the first quarter ended March 31, 2022

| Type of offence | Frequency | Percentage (%) |
|---------------------------------|-----------|----------------|
| Grievous sexual assault | 8 | 8.33 |
| Assault occasioning bodily harm | 6 | 6.25 |
| No driver's license | 6 | 6.25 |
| No insurance coverage | 6 | 6.25 |
| Unlawful wounding | 6 | 6.25 |
| Wounding with Intent | 6 | 6.25 |
| Sub-total | 38 | 39.58 |

Sample size= 96

The above table provides a sample summary of the most frequently occurring charges filed in the first quarter of 2022 at the Corporate Area Family Court. Of a sample of 96 charges filed in the first quarter of 2022, it is seen that 8 or 8.33% were matters of for grievous sexual assault. Assault occasioning bodily harm, no driver's licence, no insurance coverage, unlawful wounding and wounding with intent accounted for 6 or 6.25% each of the sample. Of the leading charges listed in the table above, no driver's licence, no insurance coverage and wounding with intent had the highest proportion of males with 100% each, while assault occasioning actual bodily harm had the highest proportion of females with 66.67% of the sample.

Chart 1.0: Distribution of offences by gender for first quarter ended March 31, 2022



The above chart shows the distribution of charges filed by gender, using a sample of 101 matters. Males account for the majority of the matters with 75 or 74% of the sample, while females accounted for the remaining 26% of matters filed.

Table 2.0: Sampling distribution of the leading charges by gender in the first quarter ended March 31, 2022

| Charges | Male | | Female | | Total |
|---------------------------------|-------|--------|--------|-------|-------|
| | Count | % | Count | % | |
| Grievous sexual assault | 5 | 62.50 | 3 | 37.50 | 8 |
| Assault occasioning bodily harm | 2 | 33.33 | 4 | 66.67 | 6 |
| No driver's license | 6 | 100.00 | 0 | 0.00 | 6 |
| No insurance coverage | 6 | 100.00 | 0 | 0.00 | 6 |
| Unlawful wounding | 5 | 83.33 | 1 | 16.67 | 6 |
| Wounding with Intent | 6 | 100.00 | 0 | 0.00 | 6 |
| Breach of Curfew Order | 2 | 40.00 | 3 | 60.00 | 5 |
| Illegal possession of firearm | 4 | 80.00 | 1 | 20.00 | 5 |
| Indecent assault | 2 | 40.00 | 3 | 60.00 | 5 |
| Rape | 4 | 100.00 | 0 | 0.00 | 4 |

The above table summarizes a sampling distribution of the leading charges filed by gender at the Corporate Area Family Court in the first quarter of 2022. Males are especially dominant with the

charges of no driver’s licence, no insurance coverage, rape and wounding with intent. As it relates to females charged, the charges with the highest frequencies were assault occasioning bodily harm followed by breach of curfew order and indecent assault.

Table 3.0: Descriptive statistics on the age of persons charged for the first quarter ended March 31, 2022

Descriptive statistics (age in years)

| | |
|------------------------|---------|
| Number of observations | 72 |
| Mean | 16.6250 |
| Median | 17.0000 |
| Mode | 17.00 |
| Std. Deviation | 3.14637 |
| Skewness | 6.622 |
| Std. Error of Skewness | .283 |
| Range | 28.00 |
| Minimum | 13.00 |
| Maximum | 41.00 |

The above descriptive statistics provide a statistical summary of the ages of persons charged, using a sample of 72 criminal matters handled in the first quarter of 2022. It is seen that the average age is roughly 17 years. The oldest person charged was 41 years and the youngest was 13. The median age and modal age were both 17 years old. The low standard deviation is an indication that the ages of offenders did not on average vary widely from the overall mean age. The positive skewness, however, is an indication that there were proportionally more scores in the data set that are below the series average.

Table 4.0: Courtroom/outstation distribution for new matters heard in the first quarter ended March 31, 2022

| Courtroom/Outstation | Frequency | Percentage (%) |
|-----------------------------|------------------|-----------------------|
| Children's Court | 101 | 100 |
| Total | 101 | 100 |

It is shown in the above table that all criminal cases heard at the Corporate Area Family Court in the first quarter of 2022 were initiated in the Children's Court.

Section 2.0: Case Activity in the Child Welfare Matters (A Division of the Children’s Court)

This section examines case activity for matters classified as child welfare in the Corporate Area Family Court in the first quarter of 2022. Matters classified under the general case type category classified as child welfare includes uncontrollable child and childcare and protection.

Table 1.0: Distribution of Child Welfare matters handled at the Corporate Area Family Court in the first quarter ended March 31, 2022

| Number of matters handled | Matters active | Matters disposed | Inactive matters |
|---------------------------|----------------|------------------|------------------|
| 111 | 59 | 52 | 0 |

The above table details the outcome of 111 Child Welfare matters, which were handled by the Family Court in the Corporate Area in the first quarter of 2022. At the end of the quarter, 59 matters were still active and 52 were disposed.

Table 2.0a: Distribution of new Child Welfare cases filed at the Corporate Area Family Court in the first quarter ended March 31, 2022

| Number of new cases filed | Active cases | Disposed cases | Inactive cases | Case Disposal Rate (%) |
|---------------------------|--------------|----------------|----------------|------------------------|
| 47 | 32 | 15 | 0 | 31.91 |

The above data shows a sample of 47 child welfare cases filed at the Corporate Area Family Court in the first quarter of 2022, which is 12 cases or 34.29% above the 35 cases recorded in the first quarter of 2022. Of this, 15 cases were disposed and 32 were still active at the end of the quarter. This produced a case disposal rate of 31.91% for these types of cases, which is 42.38 percentage points less than the disposal rate recorded in the corresponding first quarter of 2021.

2.0b: Clearance rate summary for the Corporate Area Family Court for the first quarter ended March 31, 2022

| New Child Welfare cases filed | Gross number of inactive cases | Gross number of disposed cases | Case clearance rate (%) |
|--------------------------------------|---------------------------------------|---------------------------------------|--------------------------------|
| 47 | 0 | 45 | 95.74 |

The above Table shows that there was an aggregate of 45 child welfare cases which were disposed of in the first quarter of 2022 at the Corporate Area Family Court. This produced a case clearance rate of 95.74% which meets the international standard and is 1.40 percentage points less than the clearance rate recorded in the corresponding first quarter of 2021.

Table 3.0: Sampling distribution of the types of Child Welfare matters filed in the first quarter ended March 31, 2022

| Types of cases | Frequency | Percentage (%) |
|---------------------------|------------------|-----------------------|
| Child Care and Protection | 60 | 96.77 |
| Uncontrollable Child | 2 | 3.23 |
| Total | 62 | 100.00 |

A sample of 62 child welfare matters filed in the first quarter of 2022 revealed that the majority of cases filed were childcare and protection matters with 60 or 96.77% of the sample, while matters of uncontrollable child with 2 or 3.23% accounted for the remaining proportion.

Table 4.0: Reasons for adjournment/continuance for Child Welfare matters heard in the first quarter ended March 31, 2022

| Reasons for adjournment/continuance | Frequency | Percentage (%) |
|-------------------------------------|-----------|----------------|
| Other | 22 | 55.00 |
| Social Enquiry Report Outstanding | 18 | 45.00 |
| Total | 40 | 100.00 |

The above table is derived from a sample of 40 adjournments/continuances heard in the first quarter of 2022; the majority, 22 or 55% were due to adjournments pooled under the category “other”, followed by adjournments due to Social Enquiry Report outstanding with 18 or 45% of the sample.

Table 4.0b: Sampling distribution of mention court frequency for Child Welfare matters heard in the in the first quarter ended March 31, 2022

Descriptive statistics (months)

| | |
|------------------------|---------|
| Number of observations | 111 |
| Mean | 2.8018 |
| Median | 2.0000 |
| Mode | 2.00 |
| Std. Deviation | 1.38051 |
| Skewness | .744 |
| Std. Error of Skewness | .229 |
| Range | 6.00 |
| Minimum | 1.00 |
| Maximum | 7.00 |

The above table displays the descriptive statistics on mention court frequency for 111 child welfare matters at the Corporate Area Family Court in the first quarter of 2022. It is seen that the average number of mentions per case is roughly 2.8, an indication that for every 10 cases there were 28 mentions. The median time and the modal number of mentions both stood at 2. The maximum number of mentions per matter in the quarter was 7, while the minimum was 1. The standard deviation is moderate, an indication that there is some variation in the mention court

frequency of individual cases. The positive skewness is an indication that the higher proportion of the scores in the data set fell below the series average. These outputs are within the prescribed maximum rate of 5 mentions per matter, based on international best practices.

Table 5.0: Sampling distribution of the methods of disposition for the first quarter ended March 31, 2022

| Method of Disposition | Frequency | Percentage (%) |
|-----------------------|-----------|----------------|
| Granted | 37 | 71.15 |
| Transferred | 11 | 21.15 |
| Other | 4 | 7.69 |
| Total | 52 | 100.00 |

The above table summarizes the methods of disposition for a sample of 52 child welfare matters in the first quarter of 2022. It is seen that applications granted accounted for the majority of the sample with 37 or 71.15% of the sample. Matters Transferred with 11 or 21.15% and methods of disposition pooled under the category “other methods” with 4 or 7.69% of the sample rank next.

Table 6.0: Sampling distribution of the times to disposition for Child Welfare matters for the first quarter ended March 31, 2022

Descriptive statistics (in days)

| | |
|------------------------|--------------------|
| Number of observations | 42 |
| Mean | 119.2143 |
| Median | 94.5000 |
| Mode | 28.00 ^a |
| Std. Deviation | 93.97081 |
| Skewness | 1.445 |
| Std. Error of Skewness | .365 |
| Range | 396.00 |
| Minimum | 3.00 |
| Maximum | 399.00 |

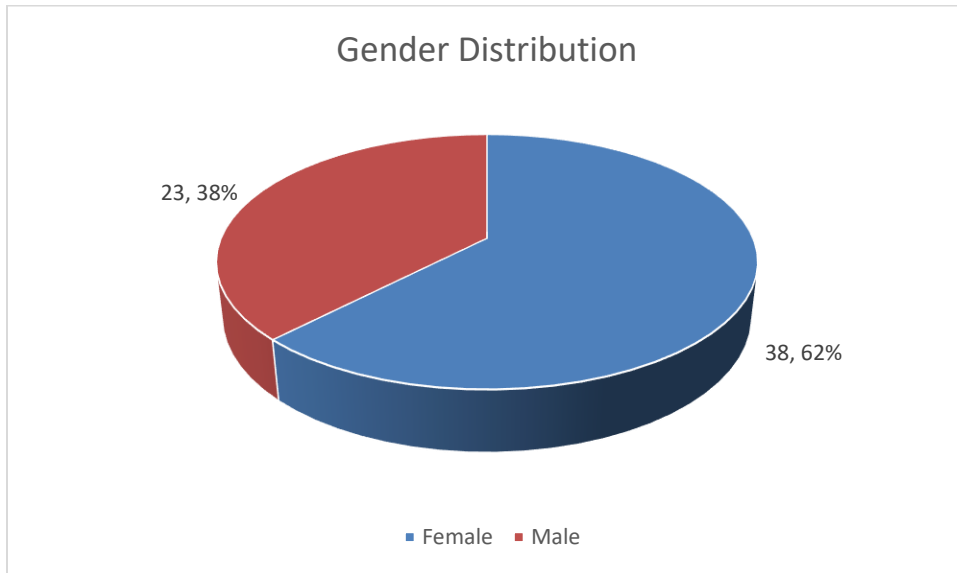
^a Multiple modes exist. The smallest value is shown

The above table provides a descriptive statistical summary of the times taken to dispose of child welfare cases in the first quarter of 2022. It is shown that from a sample of 42 matters disposed in the quarter, the average time to disposition was 119 days or roughly 4 months. The maximum time taken to dispose of the cases used in this sample was 399 days, while the lowest time taken was 3 days. The overall standard deviation of approximately 94 days was moderate, indicating there was some amount of variation in the times to disposition. The positive skewness is an indication that a larger proportion of the data points were clustered around the overall mean.

Case initiation and case demographics –Child Welfare matters in the first quarter ended March 31, 2022

In this subsection of the report, there is an examination of the case party demographics for the cases which had some activity in the first quarter of 2022.

Chart 1.0: Sampling distribution of the gender of children associated with new cases handled for the first quarter ended March 31, 2022



The above chart shows that 62% of a sample of 61 children involved in child welfare cases filed were female, with males accounting for 38% of the sample.

Table 7.0: Descriptive statistics on the age of children involved in child welfare cases during the first quarter ended March 31, 2022

Descriptive statistics (in years)

| | |
|------------------------|---------|
| Number of observations | 36 |
| Mean | 8.7222 |
| Median | 9.0000 |
| Mode | 9.00 |
| Std. Deviation | 4.52050 |
| Skewness | -.150 |
| Std. Error of Skewness | .393 |
| Range | 15.00 |
| Minimum | 1.00 |
| Maximum | 16.00 |

The table above shows the descriptive statistics on a sample of ages of children involved in child welfare cases during the first quarter ended March 31, 2022. It is shown that from a sample of 36 matters, the average age was roughly 9 years old. The maximum age in this sample was 16 years, while the minimum age was 1 year. The overall standard deviation of approximately 5 years was moderate, indicating some variation among the ages in the distribution. The negative skewness which indicates that most of the ages were clustered around the mean age.

Table 8.0: Sampling distribution of matters by courtroom/outstation assignment for the first quarter ended March 31, 2022

| Courtroom/Outstation | Frequency | Percentage (%) |
|-----------------------------|------------------|-----------------------|
| Children's Court | 62 | 100.00 |
| Total | 62 | 100.00 |

The above table shows the distribution of 62 child welfare matters filed by courtroom of assignment. It is shown that the Children's Court accounted for the all of the cases initiated.

Section 3.0: Case Activity on Family Division (A Division of the Children’s Court)

This section examines case activity for matters classified as Family Matters in the Corporate Area Family Court in the first quarter of 2022. Matters classified under the general case type category classified as family matters includes maintenance, custody and declaration of paternity matters.

Table 1.0: Distribution of family matters handled at the Corporate Area Family Court in the first quarter ended March 31, 2022

| Number of matters handled | Matters active | Matters disposed | Inactive matters |
|----------------------------------|-----------------------|-------------------------|-------------------------|
| 1360 | 842 | 501 | 17 |

The above table details the outcome of the 1360 family matters, which were handled by the Corporate Area Family Court in the first quarter of 2022. At the end of the quarter, 842 matters were still active and 501 were disposed. There remaining 17 matters were inactive at the end of the quarter.

Table 2.0a: Distribution of new family cases filed at the Corporate Area Family Court in the first quarter ended March 31, 2022

| Number of new cases filed | Active cases | Disposed cases | Inactive cases | Case Disposal Rate (%) |
|----------------------------------|---------------------|-----------------------|-----------------------|-------------------------------|
| 410 | 339 | 71 | 0 | 17.32 |

The above data shows a sample of 410 new child welfare cases handled at the Corporate Area Family Court in the first quarter of 2022, 148 more cases or 56.49% above the 262 cases recorded in the first quarter of 2021. Of this, 71 cases were disposed and 339 were still active at the end of the quarter. This produced an estimated case disposal rate of 17.32% for these types of cases

and is 4.82 percentage points less than the case disposal rate recorded in the corresponding first quarter of 2021.

2.0b: Clearance rate summary for the Family Courts for the first quarter ended March 31, 2022

| New Family cases filed | Gross number of inactive cases | Gross number of disposed cases | Case clearance rate (%) |
|-------------------------------|---------------------------------------|---------------------------------------|--------------------------------|
| 410 | 13 | 337 | 85.37 |

The above table shows that in the first quarter of 2022 in the family division, there were 337 disposed cases and 13 cases which became inactive. This produced an estimated case clearance rate of 85.37% which is below the international standard and is 71.12 percentage points less than the case clearance rate recorded in the corresponding first quarter of 2021.

Table 3.0: Sampling distribution of the types of Family matters filed in the first quarter ended March 31, 2022

| Types of cases | Frequency | Percentage (%) |
|--------------------------|------------------|-----------------------|
| Maintenance | 278 | 47.04 |
| Custody | 169 | 28.60 |
| Declaration of paternity | 144 | 24.37 |
| Total | 591 | 100.00 |

A sample of 591 matters filed at the Corporate Area Family Court in the first quarter of 2022 revealed that the highest proportion of cases filed were maintenance matters with 278 or 47.04% of the sample. This was followed by 169 or 28.60%, which were custody matters and 144 or 24.37% which were matters of declaration of paternity.

Table 4.0: Sampling distribution on the reasons for adjournment/continuance for Family matters heard in the first quarter ended March 31, 2022

| Reasons for adjournment/continuance | Frequency | Percentage (%) |
|---|------------|----------------|
| Social Enquiry Report Outstanding | 67 | 17.36 |
| Deoxyribonucleic Acid (DNA) Results Outstanding | 61 | 15.80 |
| Absenteeism of Applicant | 42 | 10.88 |
| Absenteeism of Respondent | 14 | 3.63 |
| Other | 202 | 52.33 |
| Total | 386 | 100.00 |

The above table is derived from a sample of 386 adjournments heard in the first quarter of 2022. Apart from adjournments pooled under the category “other”, the largest share, 67 or 17.36% were due to Social Enquiry Reports outstanding, followed by adjournments due to Deoxyribonucleic Acid (DNA) results outstanding with 61 or 15.80% and adjournments due to the absenteeism of applicants with 42 or 10.88%. Absenteeism of respondents with 14 or 3.63% rank next.

Table 4.0b: Sampling distribution of mention court frequency for family matters heard in the first quarter ended March 31, 2022

Descriptive statistics

| | |
|------------------------|---------|
| Number of observations | 1359 |
| Mean | 2.3297 |
| Median | 2.0000 |
| Mode | 1.00 |
| Std. Deviation | 2.19356 |
| Skewness | 3.059 |
| Std. Error of Skewness | .066 |
| Range | 17.00 |
| Minimum | 1.00 |
| Maximum | 18.00 |

The above table displays the descriptive statistics on mention court frequency for 1359 family matters at the Corporate Area Family Court in the first quarter of 2022. It is seen that the average

number of mentions per case is roughly 2.3, an indication that for every 10 cases there were 23 mentions. The median number of mentions was 2 and modal number of mentions stood at 1. The maximum number of mentions per matter in the quarter was 18, while the minimum was 1 mention. The standard deviation is high, an indication that there is a wide variation in the mention court frequency of individual cases. The positive skewness shown is an indication that the vast proportion of the scores in the data set fell below the average. These outputs are within the prescribed maximum rate of 5 mentions per matter, based on international best practices.

Table 5.0: Sampling distribution of the methods of disposition for the first quarter ended March 31, 2022

| Method of Disposition | Frequency | Percentage (%) |
|------------------------------|------------------|-----------------------|
| Struck out | 249 | 50.20 |
| Granted | 208 | 41.94 |
| Withdrawn | 30 | 6.05 |
| Denied | 6 | 1.21 |
| Other | 3 | 0.60 |
| Total | 496 | 100.00 |

The above table summarizes the methods of disposition for a sample of 496 family matters in the first quarter of 2022. It is shown in the sample that the majority of matters were disposed by being struck out, accounting for 249 or 50.20% of the sample of disposed matters. This was followed by applications granted with 208 or 41.94% of the sample. Applications withdrawn with 30 or 6.05% and applications denied with 6 or 1.21% of the sample rank next. Methods of disposition pooled under the category, “other” with 0.60% of the sample of the sample rank next.

Table 6.0: Sampling distribution of the times to disposition for family matters for the first quarter ended March 31, 2022

Descriptive statistics (in days)

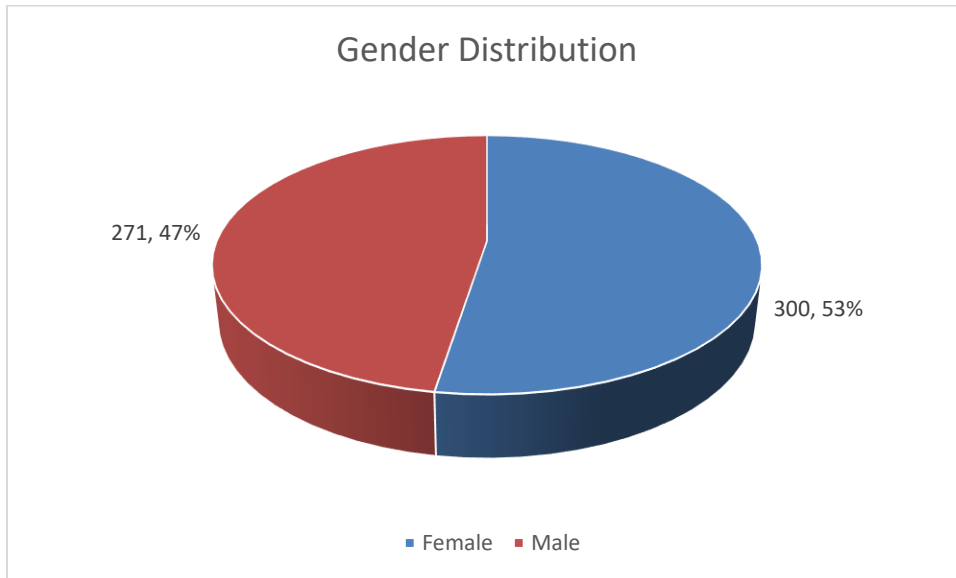
| | |
|------------------------|-----------|
| Number of observations | 301 |
| Mean | 150.0631 |
| Median | 85.0000 |
| Mode | 55.00 |
| Std. Deviation | 172.20540 |
| Skewness | 3.183 |
| Std. Error of Skewness | .140 |
| Range | 1040.00 |
| Minimum | 2.00 |
| Maximum | 1042.00 |

The above table provides a descriptive statistical summary of the times taken to dispose of family cases at the Family Court in the Corporate Area in the first quarter of 2022. It is shown that from a sample of 301 matters disposed in the quarter, the average time to disposition was 150 days or roughly 5 months. The maximum time taken to dispose of the cases used in this sample was 1042 days or 2.9 years, while the lowest time taken was 2 days. The overall standard deviation of approximately 172 days was relatively high, indicating a wide variation in the times to disposition. The positive skewness was high, an indication that a decidedly larger the proportion of the data points fell below the overall mean.

Case initiation and case demographics –Family matters in the first quarter ended March 31, 2022

In this subsection of the report, there is an examination of the case party demographics for the cases which had some activity in the first quarter of 2022.

Chart 1.0: Sampling distribution of the gender of children associated with new cases for the first quarter ended March 31, 2022



The above chart shows that 300 or 53% of a sample of 571 children involved in family matters filed were female, with males accounting for 47% of the sample.

Table 7.0: Descriptive statistics on age distribution of parties involved in cases filed in the first quarter ended March 31, 2022

Descriptive statistics (in years)

| | |
|------------------------|---------|
| Number of observations | 539 |
| Mean | 7.6030 |
| Median | 6.0000 |
| Mode | 2.00 |
| Std. Deviation | 6.48977 |
| Skewness | 2.975 |
| Std. Error of Skewness | .105 |
| Range | 58.00 |
| Minimum | 1.00 |
| Maximum | 59.00 |

The table above shows the descriptive statistics on a sample of age of parties involved in cases for family case types for the first quarter ended March 31, 2022. It is shown from a sample of 539 matters that the average age was 7.6 years. The maximum age in this sample was 59 years, while the minimum age was a year. The overall standard deviation of approximately 6 years was relatively high, indicating a wide variation in the ages in the distribution. The positive skewness indicates a decisive leaning towards the lower ages in the distribution.

Table 8.0: Sampling distribution of cases by courtroom/outstation assignment for the first quarter ended March 31, 2022

| Courtroom/Outstation | Frequency | Percentage (%) |
|--------------------------------|------------------|-----------------------|
| Courtroom #2 (main courthouse) | 291 | 49.32 |
| Courtroom #3 (main courthouse) | 206 | 34.92 |
| Courtroom #1 (main courthouse) | 89 | 15.08 |
| Gordon Town Outstation | 4 | 0.68 |
| Total | 590 | 100.00 |

The above table shows the distribution of 590 family matters filed, by courtroom of assignment. It is shown that courtroom 2 at the main courthouse with 291 or 49.32% of the matters accounted

for the highest proportion of cases sampled, with courtroom 3 at the main courthouse accounting for 206 or 34.92% ranking next. Courtroom 1 with 89 or 15.08% of the sample and the Gordon Town outstation with 0.68% rounds off the accommodations in the sample.

Section 4.0: Summary of case activity for Domestic Violence matters filed in the first quarter ended March 31, 2022

The below subsection provides a basic summary of case activity for Domestic Violence cases filed at the Family Court in the Corporate Area in the first quarter ended March 31, 2022.

Table 1.0: Summary of matters filed in the first quarter ended March 31, 2022

| New matters filed | Matters active | Matters inactive | Matters disposed |
|--------------------------|-----------------------|-------------------------|-------------------------|
| 185 | 114 | 0 | 71 |

The above table shows that 185 domestic violence matters were filed in the first quarter of 2022, 114 of which were still active at the end of the period. There were 71 of the matters disposed at the end of the quarter. Table 2.0 provides further analysis of the equivalent number of domestic violence cases filed and the case disposal rates.

Table 2.0a: Summary of case activity for the first quarter ended March 31, 2022

| New cases filed | Active cases | Inactive cases | Disposed cases | Case Disposal Rate (%) |
|------------------------|---------------------|-----------------------|-----------------------|-------------------------------|
| 146 | 88 | 0 | 58 | 39.73 |

An equivalent number of 146 new domestic violence cases were filed in the first quarter of 2022, of which 88 were active and 58 were disposed at the end of the quarter. This produces an

estimated disposal rate of 39.73%, which is 3.83 percentage points below the disposal rate of 43.56% recorded for the first quarter of 2021.

Table 2.0b: Summary of gross case activity for the first quarter ended March 31, 2022

| New Domestic Violence cases filed | Gross number of Inactive cases | Gross number of Disposed cases | Clearance Rate (%) |
|--|---------------------------------------|---------------------------------------|---------------------------|
| 146 | 1 | 139 | 95.89 |

The data above shows that a total of 140 domestic violence cases which were either disposed or became inactive in the first quarter of 2022 at the Corporate Area Family Court. This produces an estimated case clearance rate of 95.89%, which meets the international standard. This is also 41.53 percentage points below the clearance rate of 137.42% recorded for the first quarter of 2021.

Table 3.0: Sampling distribution of cases by courtroom/outstation assignment for the first quarter ended March 31, 2022

| Courtroom/outstation | Frequency | Percentage |
|--------------------------------|------------------|-------------------|
| Courtroom #2 (main courthouse) | 89 | 48.11 |
| Courtroom #1 (main courthouse) | 53 | 28.65 |
| Courtroom #3 (main courthouse) | 43 | 23.24 |
| Total | 185 | 100.00 |

The above table shows the distribution of 185 domestic violence matters filed, by courtroom of assignment. It is shown that courtroom 2 at the main courthouse with 89 or 48.11% of the matters accounted for the highest proportion of cases sampled, with courtroom 1 at the main courthouse accounting for 53 or 28.65% ranking next. Courtroom 3 with 43 or 23.24% of the sample rounds off the accommodations in the sample.

Table 4.0: Sampling distribution on the reasons for adjournment/continuance for family matters heard in the first quarter ended March 31, 2022

| Adjournments/Continuances | Frequency | Percentage |
|-------------------------------------|-----------|---------------|
| Absenteeism of Applicant | 22 | 44.90 |
| Other | 8 | 16.33 |
| Social Enquiry Report Outstanding | 8 | 16.33 |
| Absenteeism of Respondent | 7 | 14.29 |
| Referred to mediation center | 2 | 4.08 |
| Adjourned for counselling | 1 | 2.04 |
| Referred to Family Court Counsellor | 1 | 2.04 |
| Total | 49 | 100.00 |

The above table is derived from a sample of 49 adjournments heard in the first quarter of 2022.

The largest share of the sample, 22 or 44.90% were due to absenteeism of applicants, followed by adjournments pooled under the category “other” and Social Enquiry Reports outstanding with 8 or 16.33% each and adjournments due to absenteeism of respondents with 7 or 14.29%.

Table 5.0: Sampling distribution of Domestic Violence cases disposed in the first quarter ended March 31, 2022

Descriptive Statistics (days)

| | |
|------------------------|-----------|
| Number of observations | 101 |
| Mean | 116.3861 |
| Median | 62.0000 |
| Mode | 56.00 |
| Std. Deviation | 185.30272 |
| Skewness | 5.330 |
| Std. Error of Skewness | .240 |
| Range | 1491.00 |
| Minimum | 1.00 |
| Maximum | 1492.00 |

The above table shows that the average time taken to dispose of a sample of 101 matters in the first quarter of 2022 was roughly 116 days or 3.9 months. The standard deviation of 185 days is

high, indicating that there's a wide dispersion of the individual times in the data set. The skewness of the data is a high positive, which is an indication that a proportionally large number of the observations fell below the overall mean score. The maximum time taken to dispose of these matters was 1492 days or 4.1 years, while 1 day was the lowest time.

Table 6.0: Sampling distribution of the methods of disposition for the first quarter ended March 31, 2022

| Method of Disposition | Frequency | Percentage (%) |
|-----------------------|------------|----------------|
| Struck out | 84 | 50.60 |
| Granted | 50 | 30.12 |
| Withdrawn | 29 | 17.47 |
| Other | 3 | 1.81 |
| Total | 166 | 100.00 |

The above table summarizes the methods of disposition for a sample of 166 domestic violence matters disposed of in the first quarter of 2022 at the Corporate Area Family Court. It is seen that matters struck out account for the majority of the sample with 84 or 50.60% of the sample. This was followed by applications granted with 50 or 30.12% and applications withdrawn with 29 or 17.47% of the sample.

Table 7.0: Distribution of applications for restraining orders as at the first quarter ended March 31, 2022

| Type of restraining order | Number of orders made | Equivalent number of cases | Percentage of total orders |
|---------------------------|-----------------------|----------------------------|----------------------------|
| Protection Order | 2970 | 2869 | 83.83 |
| Occupation Order | 572 | 562 | 16.14 |
| Ancillary Order | 1 | 1 | 0.03 |
| Total | 3543 | 3432 | 100.00 |

Using a sample of cases filed predominantly since 2018, the above table provides a sampling distribution of applications for restraining order filed. It is seen that of an estimated 3543 such orders filed predominantly between 2018 and the end of March 2022, the overwhelming majority were protection orders with 2970 or 83.83%, while occupation orders accounted for 572 or 16.14% of the matters. Only a single ancillary order is recorded in this sample.

The ensuing tables summarize the relationships between the case parties involved in restraining order application over a primary sample period of 2018 to the end of March 2022.

Table 8.0a: Distribution of the relationship between parties for protection order applications made during the first quarter ended March 31, 2022

| Relationship | Frequency | Percentage |
|------------------------|------------------|-------------------|
| Former Partner | 1417 | 62.73 |
| Estranged wife/husband | 214 | 9.47 |
| Spousal | 211 | 9.34 |
| Parent/Child | 198 | 8.76 |
| Other | 172 | 7.61 |
| Members of Household | 47 | 2.08 |
| Total | 2259 | 100.00 |

For the sample of applications for protection orders made over the stated primary period, the majority of the relationships between the case parties concerned was that of former partners, accounting for a notable 62.73%, followed in distant second by estranged partners with 9.47% and spousal relations with 9.34%, rounding off the top three.

Table 8.0b: Distribution of the relationship between parties for occupation order applications made during the first quarter ended March 31, 2022

| Relationship | Frequency | Percentage |
|------------------------|------------------|-------------------|
| Former Partner | 176 | 37.45 |
| Parent/Child | 86 | 18.30 |
| Estranged wife/husband | 68 | 14.47 |
| Other | 68 | 14.47 |
| Spousal | 52 | 11.06 |
| Members of Household | 20 | 4.26 |
| Total | 470 | 100.00 |

The largest proportion of the relations in the sample of 470 applications for occupation order was also that of former partners, accounting for 37.45% of the sample. This is followed by parent/child relations with 18.30% and estranged partners with 14.47% of the sample.

The below tables summarize the leading methods of disposition for the earlier listed types of restraining orders over the stated period.

Table 9.0a: Distribution of methods of disposition for Protection Orders made in the first quarter ended March 31, 2022

| Method of disposition | Frequency | Percentage (%) |
|---|------------------|-----------------------|
| Struck out | 1252 | 53.53 |
| Granted | 525 | 22.45 |
| Withdrawn | 467 | 19.97 |
| Other | 52 | 2.22 |
| Denied | 29 | 1.24 |
| Transferred | 8 | 0.34 |
| Matters Settled | 3 | 0.13 |
| Successfully mediated at Mediation Center | 3 | 0.13 |
| Total | 2339 | 100.00 |

The dominant methods of disposition for 2339 protection order applications are disposals by being struck out (53.53%), applications granted (22.45%) and applications withdrawn (19.97%).

Table 9.0b: Distribution of methods of disposition for Occupation Orders made in the first quarter ended March 31, 2022

| Method of Disposition | Frequency | Percentage (%) |
|------------------------------|------------------|-----------------------|
| Struck out | 230 | 51.45 |
| Withdrawn | 135 | 30.20 |
| Granted | 58 | 12.98 |
| Denied | 15 | 3.36 |
| Other | 7 | 1.57 |
| Transferred | 2 | 0.45 |
| Total | 447 | 100.00 |

The dominant methods of disposition for 447 occupation order applications are disposals by being struck out (51.45%), applications withdrawn (30.20%) and applications granted (12.98%).

Summary of case activity for matters filed in the first quarter of 2022 at the Corporate Area Family Court

Table 1.0a: Summary of new case activity for cases in the first quarter ended March 31, 2022

| Aggregate Number of new cases filed | Number of Active cases | Number of inactive cases | Number of Disposed Cases | Weighted Case Disposal Rate (%) |
|--|-------------------------------|---------------------------------|---------------------------------|--|
| 647 | 498 | 0 | 149 | 23.03 |

The above table provides a summary of total case activity cross all business lines at the Corporate Area Family Court for the first quarter of 2022. It is shown that there was a total of 647 new cases filed, of which 149 were disposed, thereby producing an estimated weighted case disposal rate of 23.03% for the quarter across all case types, 8.39 percentage points below the recorded weighted disposal rate for the corresponding first quarter of 2021. Domestic violence cases with

a case disposal rate of 39.73%, family cases with a disposal rate of 17.32%, Child Welfare cases with a disposal rate of 31.91% and criminal cases with a rate of 11.36% completes the distribution of the case disposal rates across the macro case units.

Table 1.0b: Summary of case activity for cases in the first quarter ended March 31, 2022

| Aggregate Number of new cases filed | Number of inactive cases | Number of Disposed cases | Number of Disposed or inactive Cases (of those originating in the quarter) | Overall Weighted Case Clearance Rate (%) | Overall Weighted Case Disposal Rate (%) |
|--|---------------------------------|---------------------------------|---|---|--|
| 647 | 16 | 553 | 149 | 87.94 | 23.03 |

The above table shows that a grand total of 647 new cases were filed across the business lines at the Corporate Area Family Court in the first quarter of 2022, while 553 cases were disposed and 16 became inactive. This produces an estimated weighted case clearance rate of 87.94% across all the case types in the first quarter of 2022, which is 50.18 percentage points below the overall weighted case clearance rate recorded in the first quarter of 2021. Domestic violence cases with 95.89% had the highest clearance rate, followed by child welfare cases with 95.74% and family division cases with 85.37%. Criminal cases had the lowest estimated clearance rate in the quarter with 77.27%. By any measure, these are quite impressive results. As indicated, the Corporate Area Family Court also recorded an overall weighted average case disposal rate of 23.03% in the quarter, ranging from a low of 11.36% in the criminal Division to a high of 39.73% in the domestic violence subdivision.

Table 2.0: Sampling distribution of courtroom utilization rate for the first quarter ended March 31, 2022

| Parish Court | Average overall Courtroom Utilization Rate (%) | Highest Recorded Courtroom Utilization Rate (%) | Lowest Recorded Courtroom Utilization Rate (%) | Standard Deviation of the Courtroom Utilization Rate (%) | Average Courtroom Utilization Rate for Night Court sittings (%) | Average Number of Courtroom Adjournments Per Day |
|------------------------------------|---|--|---|---|--|---|
| Corporate Area Court-Family | 79.30 | 115.00 | 37.50 | 19.36 | - | - |

The above table details the courtroom utilization rate for the Corporate Area Family Court for the first quarter of 2022. The courtroom utilization rate provides a measurement of the proportion of available hours for open court hearings in all courtrooms (including outstations) which are utilized. If the usage of any courtroom exceeds the available hours, then the utilization rate will exceed 100% and the rate will fall below 100% if less than the available hours are utilized. The prescribed international standard for the courtroom utilization rate is 100%, which means that all hours allocating for court hearings in any court, on any given day should be utilized. The overall average courtroom utilization rate for the Corporate Area Family Court in the quarter was roughly 79.30%, which is an indication that on average roughly 79% of the available hours for court hearings in the first quarter of 2022. The standard deviation of the courtroom utilization rates is moderate, suggesting that on average the rates did not vary widely from the overall mean.

Table 3.0: Descriptive statistics on the time to disposition for cases disposed as at the first quarter ended March 31, 2022

| Family Courts | Time to disposition (days) | | | | | | | |
|--|----------------------------|--------------|---------------|--------------------|--------------|-------------|----------------|-----------------|
| | Average | Mode | Median | Standard Deviation | Skewness | Minimum | Maximum | Sample size (N) |
| Corporate Area Court-Child welfare | 127.40 | 61 | 110 | 83.05 | 1.30 | 1 | 477 | 637 |
| Corporate Area Court-Criminal | 219.97 | 111 | 145 | 229.45 | 2.52 | 1 | 1758 | 1475 |
| Corporate Area Court-Domestic Violence | 172.81 | 56 | 107 | 205.21 | 4.61 | 1 | 3135 | 1545 |
| Corporate Area Court-Family | 222.33 | 28 | 129 | 326.43 | 5.49 | 1 | 4984 | 4838 |
| Total/Weighted Average | 205.80 | 64.00 | 122.75 | 211.04 | 3.48 | 1.00 | 2588.50 | 2123.75 |
| Standard Deviation | 45.02 | 34.54 | 17.75 | 100.12 | 1.91 | 0.00 | 1930.91 | 1855.93 |
| Skewness | -0.80 | 0.92 | 0.63 | -0.37 | -0.16 | 0.00 | 0.36 | 1.69 |

Number of matters sampled (N) = 8495

The table above shows the descriptive statistics on a sample of matters disposed at the Corporate Area Family Court as at March 31, 2022, covering at least a 106-week period. The output produces an estimated weighted average time taken to dispose of matters of approximately 206 days. The skewness of these times to disposition is -0.80, suggesting that slightly more these times were above the overall mean. For the matters disposed in the period, the child welfare division (127 days) took the lowest time on average to dispose of cases over the period. The domestic violence division (173 days), the criminal division (220 days) and the family division (222 days) rank next. The average variation among the times to disposition across these divisions is however modest, as shown by the standard deviation (45.02). The maximum times to disposition

in the sample ranged from a low of 477 days (16 months/1.3 years) in the child welfare division, to a high of 4984 days (166 months/13.8 years) in the family division, while the overall minimum time to disposition was one day. The sample size used to compute these descriptive data was a substantial and representative 8,495 matters.

Chapter 2.0: St. James Family Court (A Division of the Western Regional Family Court)

This chapter of the document will examine a summary of selected output and performance measurements for matters in the St. James Family Court for the first quarter ended March 31, 2022. Such will involve analyses of caseload, case type distribution, case clearance rates for the different business lines of the family court.

Case Activity Summary in the Criminal Section (A Division of the Children’s Court)

Table 1.0: Summary of criminal case activity for cases for the first quarter ended March 31, 2022

| Case Type | Number of new cases filed | Number of cases disposed | Number of inactive cases | Case clearance rate (%) |
|-------------------------------|---------------------------|--------------------------|--------------------------|-------------------------|
| Committal | 5 | 9 | 0 | 180.00 |
| Indictments | 3 | 1 | 0 | 33.33 |
| Summary | 12 | 25 | 0 | 208.33 |
| Petty Session | 0 | 2 | 0 | N/A |
| Total/Weighted Average | 20 | 37 | 0 | 185.00 |

The above table shows that the sample of 20 criminal cases filed at the St. James Family Court in the first quarter ended March 31, 2022. Of these, 12 or 60% were summary matters, 5 or 25% were committal proceedings and 3 or 15% were indictments. There was a total of 37 criminal cases disposed during the quarter. Of these, 25 summary cases were disposed and 2 petty session cases were disposed. Indictments had 1 case disposed and 9 committal cases were disposed of during the quarter. This led to an estimated weighted clearance rate of 185.00% for these types of cases, which is 111.67 percentage points above the corresponding first quarter of 2021 weighted average case clearance rate of 73.33%.

Case Activity on Child Welfare Matters (A Division of the Children’s Court)

This section examines case activity for matters classified as child welfare in the St. James Family Court for the first quarter ended March 31, 2022. Matters falling under the child welfare subdivision are uncontrollable child and childcare and protection cases.

Table 1.0: Summary of child welfare case activity for the first quarter ended March 31, 2022

| Case Type | Number of new cases filed | Number of cases disposed | Number of inactive cases | Case Clearance Rate (%) |
|-------------------------------|---------------------------|--------------------------|--------------------------|-------------------------|
| Childcare and protection | 74 | 36 | 4 | 54.05 |
| Uncontrollable Child | 34 | 21 | 3 | 70.59 |
| Total/Weighted Average | 108 | 57 | 7 | 59.26 |

There were 108 child welfare cases filed at the St. James Family Court in the first quarter ended March 31, 2022, the majority of which were childcare and protection cases which accounted for 74 or 68.52% of the sample, while cases of uncontrollable child with 34 or 31.48% accounted for the remaining proportion. A total of 57 child welfare cases were disposed, while 7 became inactive during the quarter. Thirty-six (36) childcare and protection cases were disposed during the quarter and 4 became inactive, while 21 uncontrollable child cases were disposed and 3 cases became inactive during the quarter. These results led to estimated case clearance rates of 54.05% for childcare and protection cases and 70.59% for uncontrollable child cases, further yielding a weighted average case clearance rate of 59.26%, which is below the international standards on this vital metric and is 25.12 percentage points below the corresponding first quarter of 2021 weighted case clearance rate of 84.38%.

Family matters case activity summary for the St. James Family Court in the first quarter of 2022

This section examines case activity for matters classified under the broad category of family matters in the St. James Family Court for the first quarter ended March 31, 2022. Matters falling under this broad case category which are included in this report includes maintenance, custody, legal guardianship, access and declaration of paternity

Table 1.0: Summary of Family case activity for cases for the first quarter ended March 31, 2022

| Case Subtype | Number of new cases filed | Number of cases disposed | Number of inactive cases | Case Clearance Rate (%) |
|-------------------------------|---------------------------|--------------------------|--------------------------|-------------------------|
| Custody | 122 | 154 | 2 | 127.87 |
| Declaration of Paternity | 77 | 66 | 2 | 88.31 |
| Access | 47 | 47 | 0 | 100.00 |
| Legal Guardianship | 6 | 3 | 0 | 50.00 |
| Maintenance | 160 | 195 | 12 | 129.38 |
| Adoption | 5 | 6 | 0 | 120.00 |
| Total/Weighted Average | 417 | 471 | 16 | 116.79 |

The 417 new family division cases filed at the St. James Family Court in the first quarter of 2022 revealed that maintenance cases with 160 or 38.37% of the sample and custody matters with 122 cases or 29.26% of the sample accounts for the largest proportion of cases filed. This was followed by declaration of paternity with 77 or 18.47%. There were also 47 access cases, 6 legal guardianship cases and 5 adoption cases filed. A total of 487 cases falling under this broad family category were disposed or became inactive in the quarter. This is subdivided into 195 disposed and 12 inactive maintenance cases, 154 disposed and 2 inactive custody cases, 66 disposed and 2 inactive declaration of paternity cases, 47 disposed access cases, 3 disposed legal guardianship cases and 6 disposed adoption cases. This led to an overall estimated weighted average case clearance rate of 116.79% for the broad family case type, led by maintenance cases with a case

clearance rate of 129.38% and custody cases with 127.87%, adoption cases with 120%, access cases with 100%, declaration of paternity with 88.31% and legal guardianship cases with 50%.

Summary of Case Activity for Domestic Violence Cases in the first quarter of 2022 at the St. James Family Court

The below subsection provides a basic summary of case activity for Domestic Violence cases filed at the Family Court in St. James for the first quarter of 2022.

Table 1.0: Summary of domestic violence case activity for cases for the first quarter ended March 31, 2022

| Case Type | Number of new cases filed | Number of cases disposed | Number of inactive cases | Case clearance rate (%) |
|-------------------------------|----------------------------------|---------------------------------|---------------------------------|--------------------------------|
| Protection Order | 125 | 419 | 3 | 337.60 |
| Occupation Order | 18 | 89 | 1 | 500.00 |
| Total/Weighted Average | 143 | 508 | 4 | 358.04 |

The data above shows that there was a total of 143 new domestic violence cases filed in the first quarter of 2022 at the St. James Family Court. Of this, 125 were protection order cases and 18 were occupation order cases. A total of 512 Domestic Violence of these cases were either disposed or became inactive during the quarter. There were 419 disposed and 3 inactive protection order cases, and 89 disposed and 1 inactive occupation order cases in the period. This produces an estimated weighted case clearance rate of 358.04% for these case types, which exceeds the international standard and is 279.21 percentage points above the corresponding first quarter of 2021 weighted case clearance rate of 78.83%.

Summary of case activity for civil matters at the St. James Family Court

The below subsection provides a basic summary of case activity for civil matters at the St. James Family Court in the first quarter of 2022.

Table 1.0: Summary of civil case activity for cases in the first quarter ended March 31, 2022

| Number of new cases filed | Number of cases disposed | Number of inactive cases | Weighted Case Clearance Rate (%) |
|---------------------------|--------------------------|--------------------------|----------------------------------|
| 23 | 42 | 0 | 182.61 |

The data above shows that there was a total of 23 new civil cases filed in the first quarter of 2022. There was also a total of 42 civil cases which were disposed of in the quarter at the St. James Family Court. This produces an estimated case clearance rate of 182.61% for the period, which exceeds the international standard, but is 97.70 percentage points above the corresponding first quarter of 2021 weighted case clearance rate of 84.91%.

Summary of case activity across all business lines in the first quarter of 2022 at the St. James Family Court

Table 1.0: Summary of case activity across all business lines in the first quarter ended March 31, 2022

| Aggregate Number of new cases filed | Number of cases disposed | Number of inactive cases | Weighted Case Clearance Rate (%) |
|-------------------------------------|--------------------------|--------------------------|----------------------------------|
| 711 | 1115 | 27 | 160.62 |

The above table shows that a total of 711 new cases were filed at the St. James Family Court in the first quarter of 2022, while 1115 cases were disposed, and 27 cases became inactive. This produces an estimated weighted case clearance rate of 160.62% across all the case types in the

period. Domestic violence cases with 358.04% had the highest clearance rate, followed by criminal cases with 185%, civil cases with 182.61% and family division cases with 116.79%. Child welfare cases had the lowest estimated weighted average clearance rate in the quarter with a rate of 59.26%.

Apart from substantive case activity, it is important to note that a combined total of 192 cases entered the enforcement stage (by way of disobedience of maintenance matters, distress and arrest warrants) and the vary orders during the quarter. One hundred and fifty-one of these either disposed or became inactive in the period, producing a gross case clearance rate of 78.65% on these matters.

Chapter 3.0: The Westmoreland Family Court (A Division of the Western Regional Family Court)

This chapter of the document will examine a summary of selected output and performance measurements for matters in the Westmoreland Family Court for the first quarter ended March 31, 2022. Such will involve analyses of caseload, case type distribution, case clearance rates for the different business lines of the family court.

Case Activity Summary in the Criminal Section (A Division of the Children’s Court)

Table 1.0: Summary of criminal case activity for cases for the first quarter ended March 31, 2022

| Number of new cases filed | Number of cases disposed | Number of inactive cases | Weighted Case Clearance Rate (%) |
|----------------------------------|---------------------------------|---------------------------------|---|
| 16 | 17 | 0 | 106.25 |

The data above shows that there was a total of 16 new criminal cases filed in the first quarter of 2022. There was also a total of 17 civil cases which were disposed of in the quarter at the Westmoreland Family Court. This produces an estimated case clearance rate of 106.25% for the period, which meets the international standard, but is 12.50 percentage points below the corresponding first quarter of 2021 weighted case clearance rate of 118.75%.

Case Activity on Child Welfare Matters (A Division of the Children’s Court)

This section examines case activity for matters classified as child welfare in the Westmoreland Family Court for the first quarter ended March 31, 2022. Matters falling under the child welfare subdivision are uncontrollable child and childcare and protection cases.

Table 1.0: Summary of child welfare case activity for the first quarter ended March 31, 2022

| Case Type | Number of new cases filed | Number of cases disposed | Number of inactive cases | Case Clearance Rate (%) |
|-------------------------------|---------------------------|--------------------------|--------------------------|-------------------------|
| Childcare protection | 17 | 26 | 0 | 152.94 |
| Uncontrollable Child | 12 | 14 | 1 | 125.00 |
| Total/Weighted Average | 29 | 40 | 1 | 141.38 |

A sample of 29 child welfare cases filed in the first quarter of 2022 revealed that the majority of 17 or 58.62% were childcare and protection cases, while cases of uncontrollable child with 12 or 41.38% accounted for the remaining proportion. A total of 41 child welfare cases were disposed or became inactive in the quarter, 26 of which were childcare and protection cases and 15 were uncontrollable child cases. This led to an estimated weighted case clearance rate of 141.38% for these types of cases, which exceeds the international standards on this vital metric and is 58.05 percentage points above the corresponding first quarter of 2021 weighted case clearance rate of 83.33%.

Family matters case activity summary for the Westmoreland Family Court in the first quarter of 2022

This section examines case activity for matters classified under the broad category of family matters in the Westmoreland Family Court for the first quarter of 2022. Matters falling under this broad case category which are included in this report includes maintenance, custody, legal guardianship, access and declaration of paternity

Table 1.0: Summary of Family case activity for cases for the first quarter ended March 31, 2022

| Case Subtype | Number of new cases filed | Number of cases disposed | Number of inactive cases | Case Clearance Rate (%) |
|-------------------------------|---------------------------|--------------------------|--------------------------|-------------------------|
| Custody | 82 | 84 | 0 | 102.44 |
| Declaration of Paternity | 25 | 24 | 0 | 96.00 |
| Maintenance | 127 | 173 | 0 | 136.22 |
| Adoption | 12 | 0 | 0 | 0.00 |
| Total/Weighted Average | 246 | 281 | 0 | 114.23 |

The 246 new cases which were filed at the Westmoreland Family Court in the first quarter of 2022 under the broad family matters case category revealed that the majority were maintenance matters with 127 cases or 51.63% of the sample. This was followed by 82 or 33.33% which were custody cases and 25 or 10.16% which were cases of declaration of paternity. There were also 12 adoption cases rounding off the distribution of new cases filed in this category. A total of 281 cases were disposed of in the quarter. This is subdivided into 173 disposed maintenance cases, 84 disposed custody cases and 24 disposed declaration of paternity cases. These outcomes led to an estimated overall weighted case clearance rate of 114.23% for family matters category of cases led by a rate of 136.22% for the sub-category of maintenance.

Summary of Case Activity for Domestic Violence Cases in the first quarter of 2022 at the Westmoreland Family Court

The below subsection provides a basic summary of case activity for Domestic Violence cases filed at the Family Court in Westmoreland for the first quarter of 2022.

Table 1.0: Summary of domestic violence case activity for cases for the first quarter ended March 31, 2022

| Order Type | Number of new cases filed | Number of cases disposed | Number of inactive cases | Weighted case clearance rate (%) |
|-------------------------------|----------------------------------|---------------------------------|---------------------------------|---|
| Protection Order | 77 | 82 | 1 | 107.79 |
| Occupation Order | 17 | 11 | 0 | 64.71 |
| Total/Weighted Average | 94 | 93 | 1 | 100.00 |

The data above shows that there was a total of 94 new domestic violence cases filed in the first quarter of 2022 at the Westmoreland Family Court. Of this number, there were 77 protection order cases and 17 occupation order cases. A total of 94 domestic violence of these cases were either disposed or became inactive during the period. There were 82 disposed and 1 inactive protection order cases, and 11 disposed occupation order cases. This produces an estimated weighted case clearance rate of 100% for these case types, which is meets the international standards on this vital metric and is 50.43 percentage points above the corresponding first quarter of 2021 weighted case clearance rate of 49.57%.

Summary of case activity for civil matters at the Westmoreland Family Court

The below subsection provides a basic summary of case activity for civil matters at the Westmoreland Family Court in the first quarter of 2022.

Table 1.0: Summary of civil case activity for cases in the first quarter ended March 31, 2022

| Number of new cases filed | Number of cases disposed | Number of inactive cases | Weighted Case Clearance Rate (%) |
|---------------------------|--------------------------|--------------------------|----------------------------------|
| 27 | 28 | 0 | 103.70 |

The data above shows that there was a total of 27 new civil cases filed in the first quarter of 2022 at the Westmoreland Family Court. There was also a total of 28 civil cases which were disposed of during the period at this court. This produces an estimated case clearance rate of 103.70%, which meets the international standard and is 86.30 percentage points below the corresponding first quarter of 2021 weighted case clearance rate of 190%.

Summary of case activity across all business lines in the first quarter of 2022 at the Westmoreland Family Court

Table 1.0: Summary of case activity across all business lines in the first quarter ended March 31, 2022

| Aggregate Number of new cases filed | Number of cases disposed | Number of inactive cases | Weighted Case Clearance Rate (%) |
|-------------------------------------|--------------------------|--------------------------|----------------------------------|
| 412 | 459 | 2 | 111.89 |

The above table shows that a total of 412 new cases were filed at the Westmoreland Family Court in the first quarter of 2022, while 459 cases were disposed, and 2 cases became inactive. This produces an estimated weighted case clearance rate of 111.89% across all the case types in the first quarter of 2022. Child welfare cases with 141.38% had the highest clearance rate, followed

by family division cases with 114.23%, criminal cases with 106.25% and civil cases with 103.70%.

Domestic violence cases had the lowest estimated weighted average clearance rate in the quarter with a rate of 100%.

Chapter 4.0: The Hanover Family Court (A Division of the Western Regional Family Court)

This chapter of the document will examine a summary of selected output and performance measurements for matters in the Hanover Family Court for the first quarter ended March 31, 2022. Such will involve analyses of caseload, case type distribution, case clearance rates for the different business lines of the family court.

Case Activity Summary in the Criminal Section (A Division of the Children’s Court)

Table 1.0: Summary of criminal case activity for cases for the first quarter ended March 31, 2022

| Number of new cases filed | Number of cases disposed | Number of inactive cases | Weighted Case Clearance Rate (%) |
|----------------------------------|---------------------------------|---------------------------------|---|
| 16 | 17 | 0 | 106.25 |

The data above shows that there was a total of 16 new criminal cases filed in the first quarter of 2022. There was also a total of 17 civil cases which were disposed of in the quarter at the Hanover Family Court. This produces an estimated case clearance rate of 106.25% for the period, which meets the international standard, but is 143.75 percentage points below the corresponding first quarter of 2021 weighted case clearance rate of 250%.

Case Activity on Child Welfare Matters (A Division of the Children’s Court)

This section examines case activity for matters classified as child welfare in the Hanover Family Court for the first quarter ended March 31, 2022. Matters falling under the child welfare subdivision are uncontrollable child and childcare and protection cases.

Table 1.0: Summary of child welfare case activity for the first quarter ended March 31, 2022

| Case Type | Number of new cases filed | Number of cases disposed | Number of inactive cases | Case Clearance Rate (%) |
|-------------------------------|---------------------------|--------------------------|--------------------------|-------------------------|
| Childcare and protection | 3 | 2 | 0 | 66.67 |
| Uncontrollable Child | 4 | 9 | 0 | 225.00 |
| Total/Weighted Average | 7 | 11 | 0 | 157.14 |

A sample of 7 child welfare cases filed in the first quarter revealed that the majority of 4 or 57.14% of the sample were uncontrollable child cases, while cases of childcare and protection with 3 or 42.86% accounted for the remaining proportion. A total of 11 child welfare cases were disposed of in the quarter, of which 2 were disposed childcare and protection cases and 9 disposed uncontrollable child cases. This led to an estimated weighted case clearance rate of 157.14% for child welfare cases as a whole in the first quarter of 2022 and is 46.80 percentage points above the corresponding first quarter of 2021 weighted case clearance rate of 110.34%.

Family matters case activity summary for the Hanover Family Court in the first quarter of 2022

This section examines case activity for matters classified under the broad category of family matters in the Hanover Family Court for the first quarter ended March 31, 2022. Matters falling under this broad case category which are included in this report includes maintenance, custody, legal guardianship, access and declaration of paternity.

Table 1.0: Summary of Family case activity for cases for the first quarter ended March 31, 2022

| Case Subtype | Number of new cases filed | Number of cases disposed | Number of inactive cases | Case Clearance Rate (%) |
|-------------------------------|---------------------------|--------------------------|--------------------------|-------------------------|
| Custody | 33 | 25 | 0 | 75.76 |
| Declaration of Paternity | 13 | 24 | 0 | 184.62 |
| Maintenance | 60 | 42 | 0 | 70.00 |
| Other | 7 | 0 | 0 | 0.00 |
| Total/Weighted Average | 113 | 91 | 0 | 80.53 |

The 113 new cases which were filed at the Hanover Family Court in the first quarter of 2022 under the broad family matters case category revealed that the majority were maintenance matters with 60 cases or 53.10%. This was followed by 33 or 29.20% which were custody cases and 13 or 11.50% which were declaration of paternity cases. There were also 7 cases which fell under the category “other” rounding off the distribution of new cases filed in this category. A total of 91 cases were disposed of in the quarter. This is subdivided into 25 disposed custody cases, 42 disposed maintenance cases and 24 disposed declaration of paternity cases. These outcomes led to an estimated overall weighted case clearance rate of 80.53% for the family matters category of cases, which is below the international standards on this vital metric and is 42.16 percentage points below the corresponding first quarter of 2021 weighted case clearance rate of 122.69%.

Summary of Case Activity for Domestic Violence Cases in the first quarter of 2022 at the Hanover Family Court

The below subsection provides a basic summary of case activity for Domestic Violence cases filed at the Family Court in Hanover for the first quarter ended March 31, 2022.

Table 1.0: Summary of domestic violence case activity for cases for the first quarter ended March 31, 2022

| Order Type | Number of new cases filed | Number of cases disposed | Number of inactive cases | Weighted case clearance rate (%) |
|-------------------------------|----------------------------------|---------------------------------|---------------------------------|---|
| Protection Order | 25 | 26 | 1 | 108.00 |
| Occupation Order | 5 | 6 | 1 | 140.00 |
| Total/Weighted Average | 30 | 32 | 2 | 113.33 |

The data above shows that there was a total of 30 new domestic violence cases filed in the first quarter of 2022 at the Hanover Family Court. Of this, there were 25 protection order cases and 5 occupation order cases. A total of 34 Domestic Violence cases were either disposed or became inactive in the quarter. This produces an estimated weighted case clearance rate of 113.33% for these case types which satisfies the international standard and is 53.07 percentage points above the corresponding first quarter of 2021 weighted case clearance rate of 60.26%.

Summary of case activity for civil matters at the Hanover Family Court

The below subsection provides a basic summary of case activity for civil matters at the Hanover Family Court in the first quarter ended March 31, 2022.

Table 1.0: Summary of civil case activity for cases in the first quarter ended March 31, 2022

| Number of new cases filed | Number of cases disposed | Number of inactive cases | Weighted Case Clearance Rate (%) |
|---------------------------|--------------------------|--------------------------|----------------------------------|
| 10 | 8 | 0 | 80.00 |

The data above shows that there was a total of 10 new civil cases filed in the first quarter of 2022 at the Hanover Family Court. There was also a total of 8 civil cases which were disposed of during the quarter at this court. This produces an estimated case clearance rate of 80%, which is below the international standards on this vital metric and is 120 percentage points below the corresponding first quarter of 2021 weighted case clearance rate of 200%.

Summary of case activity across all business lines in the first quarter of 2022 at the Hanover Family Court

Table 1.0: Summary of case activity across all business lines in the first quarter ended March 31, 2022

| Aggregate Number of new cases filed | Number of cases disposed | Number of inactive cases | Weighted Case Clearance Rate (%) |
|-------------------------------------|--------------------------|--------------------------|----------------------------------|
| 176 | 159 | 2 | 91.48 |

The above table shows that a total of 176 new cases were filed at the Hanover Family Court in the first quarter of 2022, while 159 cases were disposed, and 2 cases became inactive. This produces an estimated weighted case clearance rate of 91.48% across all the case types in the

first quarter of 2021. Child welfare cases with 157.14% had the highest clearance rate, followed by domestic violence cases with 113.33%, criminal cases with 106.25% and family division cases with 80.53%. Civil cases had the lowest estimated weighted average clearance rate in the quarter with a rate of 80%.

Chapter 5.0: The Trelawny Family Court

This chapter of the document will examine a summary of selected output and performance measurements for matters in the Trelawny Family Court for the first quarter ended March 31, 2022. Such will involve analyses of caseload, case type distribution, case clearance rates for the different business lines of the family court.

Case Activity Summary in the Criminal Section (A Division of the Children’s Court)

Table 1.0: Summary of criminal case activity for cases for the first quarter ended March 31, 2022

| Case Type | Number of new cases filed | Number of cases disposed | Number of inactive cases | Case clearance rate (%) |
|-------------------------------|---------------------------|--------------------------|--------------------------|-------------------------|
| Committal | 3 | 0 | 0 | 0.00 |
| Indictments | 1 | 1 | 0 | 100.00 |
| Summary | 5 | 1 | 0 | 20.00 |
| Petty Session | 1 | 1 | 0 | 100.00 |
| Total/Weighted Average | 10 | 3 | 0 | 30.00 |

The above table shows that the sample of 10 criminal cases filed at the Trelawny Family Court in first quarter of 2022. Of these, 5 or 50% were summary cases, 3 or 30% were committal proceedings and petty session and indictments each accounted for 1 or 10% of the total sample. There was a total of 3 criminal cases disposed of during the quarter. Of these, 1 summary case was disposed, 1 petty session case was disposed and 1 indictment was disposed. This led to an estimated weighted clearance rate of 30% for these types of cases.

Case Activity on Child Welfare Matters (A Division of the Children’s Court)

This section examines case activity for matters classified as child welfare in the Trelawny Family Court for the first quarter ended March 31, 2022. Matters falling under the child welfare subdivision are uncontrollable child and childcare and protection cases.

Table 1.0: Summary of child welfare case activity for the first quarter ended March 31, 2022

| Case Type | Number of new cases filed | Number of cases disposed | Number of inactive cases | Case Clearance Rate (%) |
|--------------------------------|---------------------------|--------------------------|--------------------------|-------------------------|
| Childcare and protection | 17 | 10 | 0 | 58.82 |
| Uncontrollable Child | 5 | 3 | 0 | 60.00 |
| Total/ Weighted Average | 22 | 13 | 0 | 59.09 |

There were 22 child welfare cases filed at the Trelawny Family Court in the first quarter of 2022, the majority of which were childcare and protection cases which accounted for 17 or 77.27% of the sample, while cases of uncontrollable child with 5 or 22.73% accounted for the remaining proportion. A total of 13 child welfare cases were disposed of during the quarter. There were 10 childcare and protection cases that were disposed of during the quarter, while 3 uncontrollable child cases were disposed. These results led to an estimated case clearance rates of 58.82% for childcare and protection cases and 60% for uncontrollable child cases, further yielding a weighted average case clearance rate of 59.09%, which is below the international standards on this vital metric and is 95.91 percentage points below the corresponding first quarter of 2021 weighted case clearance rate of 155%.

Family matters case activity summary for the Trelawny Family Court in the first quarter of 2022

This section examines case activity for matters classified under the broad category of family matters in the Trelawny Family Court for the first quarter ended March 31, 2022. Matters falling under this broad case category which are included in this report includes maintenance, custody, legal guardianship, access and declaration of paternity

Table 1.0: Summary of Family case activity for cases for the first quarter ended March 31, 2022

| Case Subtype | Number of new cases filed | Number of cases disposed | Number of inactive cases | Case Clearance Rate (%) |
|-------------------------------|---------------------------|--------------------------|--------------------------|-------------------------|
| Custody | 18 | 15 | 0 | 83.33 |
| Declaration of Paternity | 14 | 8 | 1 | 64.29 |
| Access | 7 | 5 | 1 | 85.71 |
| Legal Guardianship | 2 | 2 | 0 | 100.00 |
| Maintenance | 31 | 22 | 1 | 74.19 |
| Adoption | 2 | 2 | 0 | 100.00 |
| Total/Weighted Average | 74 | 54 | 3 | 77.03 |

The 74 new cases filed at the Trelawny Family Court in the first quarter of 2022 revealed that the largest proportion were maintenance matters with 31 cases or 41.89% of the sample. This was followed by custody matters with 18 cases or 24.32% and declaration of paternity cases with 14 or 18.92%. There were 7 access cases, 2 legal guardianship cases and 2 adoption cases filed. A total of 57 cases falling under this broad family category were disposed or became inactive in the quarter. This is subdivided into 15 disposed custody cases, 22 disposed and 1 inactive maintenance cases, 8 disposed and 1 inactive declaration of paternity cases, 5 disposed and 1 inactive access cases, 2 disposed legal guardianship cases and 2 disposed adoption cases. This led to an overall estimated weighted average case clearance rate of 77.03% for the broad family case

type, led by adoption and legal guardianship cases with 100% each, access cases with 85.71% and custody cases with 83.33%. Maintenance cases had a clearance rate of 74.19% and Legal guardianship cases had a clearance rate of 64.29%.

Summary of Case Activity for Domestic Violence Cases in the first quarter of 2022 at the Trelawny Family Court

The below subsection provides a basic summary of case activity for Domestic Violence cases filed at the Family Court in Trelawny for the first quarter ended March 31, 2022.

Table 1.0: Summary of domestic violence case activity for cases for the first quarter ended March 31, 2022

| Order Type | Number of new cases filed | Number of cases disposed | Number of inactive cases | Weighted case clearance rate (%) |
|-------------------------------|----------------------------------|---------------------------------|---------------------------------|---|
| Protection Order | 32 | 25 | 3 | 87.50 |
| Occupation Order | 6 | 5 | 0 | 83.33 |
| Total/Weighted Average | 38 | 30 | 3 | 86.84 |

The data above shows that there was a total of 38 new domestic violence cases filed in the first quarter of 2022 at the Trelawny Family Court. Of this, there were 32 protection order cases and 6 occupation order cases. A total of 33 Domestic Violence cases were either disposed or became inactive in the quarter. This produces an estimated weighted case clearance rate of 86.84% for these case types which is below the international standard and is 10.83 percentage points below the corresponding first quarter of 2021 weighted case clearance rate of 97.67%.

Summary of case activity for civil matters at the Trelawny Family Court

The below subsection provides a basic summary of case activity for civil matters at the Trelawny Family Court in the first quarter ended March 31, 2022.

Table 1.0: Summary of civil case activity for cases in the first quarter ended March 31, 2022

| Number of new cases filed | Number of cases disposed | Number of inactive cases | Weighted Case Clearance Rate (%) |
|----------------------------------|---------------------------------|---------------------------------|---|
| 4 | 2 | 0 | 50.00 |

The data above shows that there was a total of 4 new civil cases filed in the first quarter of 2022. There were also 2 civil cases which were disposed of during the period. This produces an estimated case clearance rate of 50%, which is below the international standard and is 16.67 percentage points below the corresponding first quarter of 2021 weighted case clearance rate of 66.67%.

Summary of case activity across all business lines in the first quarter of 2022 at the Trelawny Family Court

Table 1.0: Summary of case activity across all business lines in the first quarter ended March 31, 2022

| Aggregate Number of new cases filed | Number of cases disposed | Number of inactive cases | Weighted Case Clearance Rate (%) |
|--|---------------------------------|---------------------------------|---|
| 148 | 102 | 6 | 72.97 |

The above table shows that a total of 148 new cases were filed at the Trelawny Family Court in the first quarter of 2022, while 102 cases were disposed, and 6 cases became inactive. This

produces an estimated weighted case clearance rate of 72.97% across all the case types in the first quarter of 2022. Domestic violence cases with 86.84% had the highest clearance rate, followed by family division cases with 77.03%, child welfare cases with 59.09% and civil cases with 50%. Criminal cases had the lowest estimated weighted average clearance rate in the quarter with a rate of 30%.

Apart from substantive case activity, it is important to note that a combined total of 68 cases entered the enforcement stage (by way of disobedience of maintenance matters, distress and arrest warrants) and the vary orders during the quarter. Twenty-six of these either disposed or became inactive in the period, producing a gross case clearance rate of 38.23% on these matters.

Aggregate Case Activity Summary

Aggregate case flow performance estimates for the first quarter ended March 31, 2022

| Family Court | Number of new cases | Gross Number of disposed cases | Gross number of Inactive cases | Weighted Average Case Clearance Rate (%) |
|-------------------------------|----------------------------|---------------------------------------|---------------------------------------|---|
| Corporate Area Family Court | 647 | 553 | 16 | 87.94 |
| Hanover Family Court | 176 | 159 | 2 | 91.48 |
| St. James Family Court | 711 | 1115 | 27 | 160.62 |
| Westmoreland Family Court | 412 | 459 | 2 | 111.89 |
| Trelawny Family Court | 148 | 102 | 6 | 72.97 |
| Total/Weighted Average | 2094 | 2388 | 53 | 116.57 |

The above table provides a summary of aggregate case activity across the featured specialized Family Courts in the first quarter of 2022. It shows that a total of 2094 new cases were filed in these courts, while 53 became inactive and 2388 were disposed, leading to an impressive estimated weighted case clearance rate of 116.57%, which is 4.97 percentage points above the corresponding period in 2021. The St. James Family Court recorded the highest overall weighted case clearance rate among the featured courts with 160.62%, followed by the Westmoreland Family Court with 111.89%.

Conclusion

This report featured the specialized Family Courts of Kingston and St. Andrew (Corporate Area), Trelawny and the Western Regional Family Courts which comprises the Hanover, Westmoreland and St. James Family Courts. Together, these specialized family courts registered a commendable overall case clearance rate of 116.67%, representing a 4.97 percentage points improvement when compared to the previous year. The rates ranged from a high of 160.62% in the Kingston and St. James Family Court to a low of 72.97% in the Trelawny Family Court. The Chief Justice has set a target for the Jamaican courts to achieve a court-wide case clearance rate of 130% over the next 4-5 years. Achieving this rate will ensure that the net case backlog rate in the court system is reduced to under 5%. Specific targeted case clearance rates have been established for the individual courts and business lines throughout the Jamaican court system, including the Family Court. The Western Regional Family Courts need to attain an overall case clearance rate of 117% by 2025 in order to achieve a sustainable net case backlog rate of under 5% while the Kingston

and St. Andrew Family Courts have a target of 119.14% by that time and the Trelawny Parish Court should attain a rate of 111.24%. Based on the results observed over the past seven consecutive quarters, there is a relatively high probability that the specialized Family Courts will attain their targets before 2025, creating a near backlog free situation. The overall net backlog rate in the specialized family courts is currently below 10%. One important metric that bears a direct correlation with the case clearance rate is the courtroom utilization rate. The specialized Family Courts enjoy comparatively strong courtroom utilization which partly explains their consistently strong case clearance rates. In the first quarter of 2022 for example, the Kingston and St. Andrew Parish Courts registered a courtroom utilization of roughly 79.30%, which is over 20 percentage points higher than the court-wide average.

The specialized family courts appear to be well poised to meet the key quantitative targets set out by the Chief Justice as part of the judiciary's strategic plan for the next few years, thus contributing to positioning the Jamaican court system among the best in the region and the world.

Glossary of Terms

Sampling Distribution: A sampling distribution of a given population is the distribution of frequencies of a range of outcomes that could possibly occur for a statistic of a population. A population is the entire pool from which a statistical sample is drawn.

Clearance rate: The ratio on incoming to outgoing cases or of new cases filed to cases disposed, regardless of when the disposed cases originated. For example, in a given Term 100 new cases were filed and 110 were disposed (including cases originating before that Term) the clearance rate is $110/100$ or 110%. A distinction is sometimes made between the gross and net case clearance rates. The simple difference is that the net rate completely excludes inactive cases from its computation while the gross rate does not.

Note: The clearance rate could therefore exceed 100% but the disposal rate has a maximum value of 100%.

A persistent case clearance rate of less than 100% will eventually lead to a backlog of cases in the court system. The inferred international benchmark for case clearance rates is an average of 90%-110 annualized. This is a critical foundation to backlog prevention in the court system.¹

Disposal rate: As distinct from clearance rate, the disposal rate is the proportion of new cases filed which have been disposed in a particular period. For example, if 100 new cases are filed in a particular Term and 80 of those cases were disposed in said Term, then the disposal rate is 80%. A distinction is sometimes made between the gross and net case disposal rates. The simple difference is that the net rate completely excludes inactive cases from its computation while the gross rate does not.

Note: A persistent case clearance rate of less than 100% will eventually lead to a backlog of cases in the court system.ⁱⁱ

Trial/hearing date certainty: This is the proportion of dates set for trial or hearing which proceed without adjournment. For example, if 100 trial dates are set in a particular Term and 40 are adjourned, then the trial certainty rate would be 60%. The international standard for this measure is between 92% and 100%.

Courtroom utilization rate: The proportion of courtrooms in full use on a daily basis or the proportion of hours utilized in a courtroom on a daily basis. The international standard for this rate is 100%.

Case congestion rate: The ratio of pending cases to cases disposed in a given period. It is an indication of how fatigued a court is, given the existing state of resources and degree of efficiency. A case congestion rate of 150% for example, is an indication that given the resources currently at a court's disposal and its degree of efficiency, it is carrying 1.5 times its capacity.

Case File Integrity Rate: Measures the proportion of time that a case file is fully ready and available in a timely manner for a matter to proceed. Hence, any adjournment, which is due to the lack of readiness of a case file or related proceedings for court at the scheduled time, impairs the case file integrity rate. The international benchmark for the case file integrity is 100%

Standard deviation: This is a measure of how widely spread the scores in a data set are **around** the average value of that data set. The higher the standard deviation, the higher the variation of

the raw scores in the data set, from the average score. A low standard deviation is an indication that the scores in a data set are clustered around the average.

Outlier: An outlier is a value that is too small or too large, relative to the majority of scores/trend in a data set.

Skewness: This is a measure of the distribution of scores in a data set. It gives an idea of where the larger proportion of the scores in a data set can be found. Generally, if skewness is positive as revealed by a positive value for this measure, this suggests that a greater proportion of the scores in the data set are at the lower end. If the skewness is negative as revealed by a negative value for this measure, it generally suggests that a greater proportion of the scores are at the higher end. If the skewness measure is approximately 0, then there is roughly equal distribution of scores on both the higher and lower ends of the average figure.

Range: This is a measure of the spread of values in a data set, calculated as the highest minus the lowest value. A larger range score may indicate a higher spread of values in a data set.

Case backlog: A case that is in the court system for more than two years without disposition.

Case backlog: A case that is in the court system for more than two years without disposition. The **gross backlog rate** measures the proportion of all cases filed within a given period which remain unresolved for a period of over two years. The **net backlog rate** on the other hand measures the proportion of active cases filed in a given period which are unresolved for over two years.

Percentile Rank: This refers to the percentage of scores that are equal to or less than a given score. Percentile ranks, like percentages, fall on a continuum from 0 to 100. For example, a percentile rank of 45 indicates that 45% of the scores in a distribution of scores fall at or below the score at the 35th percentile.

Percentile ranks are useful when you want to quickly understand how a particular score compares to the other scores in a distribution of scores. For instance, knowing a court disposed 300 cases in a given period doesn't tell you much. You don't know how many case disposals were possible, and even if you did, you wouldn't know how that court's score compared to the rest of the courts. If, however, you were told that the court scored at the 80th percentile, then you would know that this court did as well or better than 80% of the courts in case disposals.

Difference between percentage and percentile changes: The difference between percentage and percentage points, the latter is strictly used to compare two percentages, for example, if the clearance rate in 2018 was 89% and the clearance rate in 2019 is 100%, then the appropriate expression to compare these would be "an 11 percentage points increase". However, if we are comparing two absolute numbers, say, 1000 cases were disposed in 2018, and 1500 in 2019, then there would be a 50% increase in cases disposed.

Weighted Average: Weighted average is a calculation that takes into account the varying degrees of significance of the groups or numbers in a data set. In calculating a weighted average for a particular variable, the individual scores or averages for each group are multiplied by the weight or number of observations in each of those groups, and summed. The outcome is then divided by the summation of the number of observations in all groups combined. For example, if we wish to calculate the weighted average clearance rate for the parish courts, the product of the

clearance rate and number of cases for each court are computed, added, and then divided by the total number of cases across all the parish courts. This means that a court with a larger caseload has a greater impact on the case clearance rate than a smaller court.

A weighted average can be more accurate than a simple average in which all numbers in a data set are assigned an identical weight.

Continuance and Adjournment: In a general sense, any delay in the progression of a hearing in which a future date/time is set or anticipated for continuation is a form of adjournment. However, in order to make a strict distinction between matters which are adjourned for procedural factors and those which are generally avoidable, court statistics utilizes the terms ‘continuance’ and ‘adjournment’. Here, ‘continuance’ is used strictly to describe situations in which future dates are set due to procedural reasons and ‘adjournments’ is used to describe the circumstances in which future dates of appearance are set due to generally avoidable reasons. For example, adjournments for another stage of hearing, say from a plea and case management hearing to a trial hearing or from the last date of trial to a sentencing date are classified as ‘continuance’ but delays for say, missing or incomplete files, due to outstanding medical reports or attorney absenteeism are classified as ‘adjournments’. Adjournments as defined in this document have an adverse effect on hearing date certainty rates but continuances do not.

Source:

<http://courts.mi.gov/Administration/SCAO/Resources/Documents/bestpractice/BestPracticeCaseAgeClearanceRates.pdf>

ⁱ *Source:*

<http://courts.mi.gov/Administration/SCAO/Resources/Documents/bestpractice/BestPracticeCaseAgeClearanceRates.pdf>

