

Family Courts of Jamaica  
The Chief Justice's Second Quarter Statistics Report for 2022  
(Corporate Area Family Court, the Trelawny Family Court and  
the St. James Family Court)

|                               | APRIL TO JUNE, 2022 |             |             |
|-------------------------------|---------------------|-------------|-------------|
|                               | <u>2022</u>         | <u>2021</u> | <u>2020</u> |
| Gross Case Clearance Rate (%) | 88.33               | 130.15      | 98.49       |
| Net backlog rate (%)          | 5.00                | 8.92        | 10.34       |

Prepared by: The Court Statistics Unit with the support of the IT Unit, Supreme Court of Jamaica Kings Street, Kingston.

## TABLE OF CONTENTS

|   |    |
|---|----|
| Executive Summary .....                           | 3  |
| Introduction .....                                | 6  |
| Methodology.....                                  | 8  |
| Chapter 1.0: The Corporate Area Family Court..... | 10 |
| Chapter 2.0: The St. James Family Court .....     | 44 |
| Chapter 3.0: The Trelawny Family Court .....      | 62 |
| Aggregate case activity summary.....              | 67 |
| Conclusion.....                                   | 68 |
| Glossary of Terms .....                           | 70 |

## **Executive Summary**

The specialized family courts in Jamaica continued a trend of commendable output in the second quarter of 2022 and in so doing is poised to make a strong contribution towards the realization of several key quantitative targets set out by the Honourable Chief Justice as part of the objective for the Jamaican judiciary to become one of the best performing court systems in the world over the next few years. One of the primary outcomes of these strategic targets is the attainment of a net case backlog rate of less than 5% across the Jamaican judiciary. Accomplishing such a goal will pivot the court system more firmly towards inspiring public confidence and in contributing immensely to creating the environment for business, investment and broader economic buoyancy. Indeed, the overall estimated net case backlog rate in the Specialized Family Courts stands at exactly 5% at the end of the second quarter of 2022. At the current rate, the net case backlog rate in the specialized courts should fall below 4% by the end of 2022.

There were 1500 new cases filed at the five specialized family courts included in this report, namely the Corporate Area Family Court, Trelawny and the St. James Family Court. The Corporate Area Family Court accounted for the largest share with 49.40%, followed by the St. James Family Court with 39.47% and the Trelawny Family Court with 11.13%. The same rank order also applied to cases disposed in the period.

On the matter of the case clearance rate which is one of the most critical measures of court performance, from which several metrics stem, the St. James Family Court was also the leader for the quarter, netting an impressive 100%, followed by the Corporate Area Family Court with 88.93%. The Trelawny Family Court with a rate of 44.31% rounds off the list.

The Family Courts as a whole continue to face challenges with delay factors such as the absenteeism of applicants and respondents for hearings as well as due to outstanding scientific reports, among other factors. Strengthening the case management apparatus of these courts as well as greater levels of cooperation and efficiency from external parties and stakeholders will be useful in reducing the general incidence of delays going forward. The Family Courts are among the first set of courts to benefitting from the introduction of the new Judicial Case Management System (JCMS) which will position them to become significantly more efficient and facilitate a broader range of statistical reporting.

**Aggregate case flow performance estimates for the second quarter ended June 30, 2022**

| <b>Family Court</b>           | <b>Number of new cases</b> | <b>Gross Number of disposed cases</b> | <b>Gross number of Inactive cases</b> | <b>Weighted Average Case Clearance Rate (%)</b> |
|-------------------------------|----------------------------|---------------------------------------|---------------------------------------|---|
| Corporate Area Family Court   | 741                        | 609                                   | 50                                    | 88.93   |
| St. James Family Court        | 592                        | 580                                   | 12                                    | 100   |
| Trelawny Family Court         | 167                        | 56                                    | 18                                    | 44.31   |
| <b>Total/Weighted Average</b> | <b>1500</b>                | <b>1245</b>                           | <b>80</b>                             | <b>88.33</b>                                    |

The above table provides a summary of aggregate case activity across the featured specialized Family Courts in the second quarter of 2022. It shows that a total of 1500 new cases were filed in these courts, while 80 became inactive and 1245 were disposed, leading to an estimated weighted case clearance rate of 88.33%. The St. James Family Court recorded the highest overall weighted case clearance rate among the featured courts with 100%, followed by the Corporate Area Family Court with 88.93%.

## **Introduction**

In recent years, an electronic data capture system has been implemented in the specialized Family Courts of the Corporate Area, Trelawny and the Western Regional Family Courts (comprising St. James, Westmoreland and Hanover) to promote efficient data collection and statistical reporting as well as improved case management practices. The system, now nearly perfected, is the foundation for the production of this statistics report on these specialized Family Courts, detailing a range of case related activities in the second quarter of 2022. The specialized family courts are quite unique within the Jamaican court system, carrying out an array of functions on daily basis – in many ways functioning as a ‘one-stop shop.’ Among the primary functions carried out are on site counselling, filtering matters to offsite counselling locations, extensive open court hearings and adjudication and facilitating wide-ranging operational logistics involving the collection of payments and pay-outs for matters such as maintenance. The specialized Family Courts also tends to a number of distinct case types/macro business units, namely criminal, civil, domestic violence, family which includes maintenance, custody, adoption, declaration of paternity, guardianship and child welfare which includes childcare and protection and uncontrollable child. The criminal division and child welfare together make up the primary activities in the Children’s Court. This report primarily focusses on open court activity for the named specialize courts. According to the Judicature Family Court Act, the primary purpose of the Family Court is to prevent the breakdown of families and where this may be unavoidable to ensure that the welfare of its members and in particular children is safeguarded. The plethora of functions, both judicial and administrative which are performed by the Family Courts are

therefore not surprising. In explaining the structure of the handling of family matters in the Jamaican court system, the Judicature (Family Court) Act of 1975 outlines that:

Matters concerning the family of which our statute laws take cognizance are adoption, custody, maintenance, affiliation, juveniles in need of care and attention, juvenile offenders and divorce...the Resident Magistrate's Court (now parish courts) have jurisdiction in adoption, maintenance and affiliation. These courts along with the Supreme Court hear and determine matters relating to custody and guardianship. The law relating to juveniles in need of care and protection and to offending juveniles is principally administered by the Juvenile Courts, whilst the Supreme Court exercises exclusive jurisdiction in divorces.

The Family Courts are indeed an important part of the fabric of the justice sector and nation building and statistical reporting of this nature will contribute positively to the productivity of this court and improve the public's understanding and appreciation of its role and provisions. Together, these throughputs will redound to the benefit of the Jamaican society in both the long and short runs. It of note that the newly formed specialized Family Court in Chapleton, Clarendon, Manchester and St. Ann are not included in this report but will appear in later reports in future reports once the new Judicial Case Management System is implemented at these locations.

### **Structure of Report**

This second quarter statistics report for 2022 is subdivided into four primary chapters, the second focussing extensively on open court operations at the Corporate Area Family Court, followed by summary measures on the three specialized family courts in the Western Region, namely St. James, Westmoreland and Hanover and also the Trelawny Family Court.

## **Disclaimer**

The numbers that are reflected in the case activity summary in the annual report may vary slightly from those quoted in the individual quarterly reports throughout the year due to occasional constraints with timely access to all records and other mitigating factors. Methodological adjustments may also result in slight variations in comparative figures across periods.

## **Methodology – Generating Court Statistics in Jamaica**

Guaranteeing the reliability and validity of the data used to produce the periodic statistical reports for the Jamaican Courts is of utmost importance as we seek to produce a data driven enterprise for policymaking and operational decisions. As a result, a robust and verifiable system of data production has been created in both the parish court and the Supreme Court jurisdictions. At the parish courts, a data capture system for criminal matters, called the CISS (Case Information Statistical System) has been operational in several courts for the past 5 years. This system captures a wide range of data on the progression of criminal cases from initiation to disposition and is manned by at least one dedicated Data Entry Officer Statistical Officer in each court. These officers update the system on a daily basis so that the data produced is as close as possible to real time. The electronic data sheets for each parish court are then validated and backed-up to the network at the end of each month and the data submitted to a centralized, secure medium for processing by the Statistical Unit of the Supreme Court. A data validation mechanism is in place to periodically sample case files in all parish courts and the Divisions of the Supreme Court. A representative sample of case files are taken in each case and crosschecked against the electronic data to detect and eliminate errors of omission and commission.

The Court Statistics Unit at the Supreme Court produces various quarterly and annual court reports which are published on the websites of the Supreme Court and the Parish Courts; however, interim data required by stakeholders may be requested through the Office of the Chief Justice.



## **Chapter 1.0: Case Activity in the Criminal Section (Corporate Area Family Court)**

### **Case Activity in the Criminal Division (A Division of the Children's Court)**

#### **Section 1.0: An analysis of Criminal Case Activity in the Family Courts in the second quarter of 2022**

This Chapter of the document will examine a range of output and performance measurements for criminal matters in the Family Court for the quarter ended June 30, 2022. Such will involve analyses of caseload, case type distribution, case clearance rates and disposal rates as well references to the case backlog rate and on-time case-processing rate among other metrics.

**Table 1.0a: Sampling distribution of the status of charges handled at the Corporate Area Family Court in the second quarter ended June 30, 2022**

| <b>Number of charges handled</b> | <b>Number of active charges</b> | <b>Number of disposed charges</b> | <b>Number of inactive charges</b> |
|----------------------------------|---------------------------------|-----------------------------------|-----------------------------------|
| 294                              | 207                             | 79                                | 8                                 |

The above table shows a sampling distribution of 294 criminal charges that were handled at the Corporate Area Family Court in the second quarter of 2022. A decrease of 40 charges or 11.98% when compared to the 334 charges recorded in the second quarter of 2021. At the end of the quarter, 207 matters or 70.41% were still active. A matter is considered inactive when no future court date is set, as is typically the case with warrant matters. A total of 8 or 2.72% of these charges originating were inactive at the end of the second quarter, while 79 or 26.87% were disposed.

**Table 1.0b: Sampling distribution of the status of cases handled at the Corporate Area Family in the second quarter ended June 30, 2022**

| Number of individual cases filed | Number of active cases | Number of cases disposed | Number of cases inactive |
|----------------------------------|------------------------|--------------------------|--------------------------|
| 133                              | 92                     | 37                       | 4                        |

The above table provides a sampling distribution of the case activity corresponding to the charges in the previous table. A sample of 133 criminal cases handled at the Corporate Area Family Court in 2022 is shown, 41 cases below or a 23.56% below the 174 matters recorded in the second quarter of 2021. Of the 133 cases handled, 92 were still active at the end of the quarter, 37 were disposed and 4 were inactive. There was a ratio of one case to 2.21 charges handled in the second quarter of 2022. In other words, for every 100 cases handled, there were 221 charges. There was a ratio of 1 case to 1.92 charges recorded in the second quarter of 2021.

**Table 1.0c: Distribution of cases statuses for criminal cases filed at the Corporate Area Family Court in the second quarter ended June 30, 2022**

| Number of new cases filed | Number of active cases | Number of inactive cases | Number of disposed cases | Case disposal rate (%) | Case clearance rate (%) |
|---------------------------|------------------------|--------------------------|--------------------------|------------------------|-------------------------|
| 81                        | 78                     | 1                        | 2                        | 3.70                   | 50.62                   |

The above table provides a summary of the distribution of case statuses for criminal cases filed at the Corporate Area Family Court in the second quarter of 2022. Of the 81 new criminal cases filed at this court, 78 were still active at the end of the quarter, while 2 were disposed there was 1 inactive case. This resulted in a case disposal rate of 3.70% for criminal cases filed, a 14.82 percentage points decline when compared to the 18.52% recorded in the second quarter of 2021. A more robust measurement of the productivity of cases handled in any court is the case clearance rate, which provides a ratio of all cases disposed to the new cases filed in a given period.

The data presented in table 1.0b suggests that a total of 41 criminal cases were either disposed or became inactive in the quarter, resulting in a clearance rate of 50.62%, which is a 69.75 percentage point decline when compared to the second quarter of 2021. The Corporate Area Family Court has been employing the use of special days throughout the course of each month, which are dedicated to bringing inactive and aged matters before open court in order to expedite disposition. This initiative is a potential model to other courts. As it has yielded moderate success so far\*.

**Table 2.0: Sampling distribution of case types for criminal charges filed at the Corporate Area Family Court for the second quarter ended June 30, 2022**

| <b>Case Type</b>      | <b>Frequency</b> | <b>Percentage (%)</b> |
|-----------------------|------------------|-----------------------|
| Committal Proceedings | 90               | 51.43                 |
| Indictments           | 48               | 27.43                 |
| Summary               | 27               | 15.43                 |
| Petty Sessions        | 10               | 5.71                  |
| <b>Total</b>          | <b>175</b>       | <b>100.00</b>         |

The above table shows that the largest proportion of the sample of 175 criminal charges filed at the Corporate Area Family Court in the second quarter of 2022. Of these 90 or 51.43% were committal proceedings, 48 or 27.43% were Indictments and 27 or 15.43% were summary matters. Petty sessions with 10 or 5.71% accounted for the second lowest proportion of the sample of criminal charges in the quarter.

**Table 3.0: Sampling distribution of the top five reasons for adjournment/continuance for the second quarter ended June 30, 2022**

| Reason for adjournment/continuance | Frequency  | Percentage (%) |
|------------------------------------|------------|----------------|
| Social enquiry report requested    | 21         | 12.07          |
| Sentencing                         | 5          | 2.87           |
| Other                              | 148        | 85.06          |
| <b>Total</b>                       | <b>174</b> | <b>100.00</b>  |

The above data highlights the sampling distribution of the five leading reasons for adjournment/continuance for criminal cases heard during the second quarter ended June 30, 2022 at the Corporate Area Family Court. Aside from the category 'other methods' it is seen that social enquiry reported requested accounted for 21 or 12.07% of the sample, and sentencing with 5 or 2.87% rank next among the causes of delay in the progression of criminal of cases at this court. The reason for adjournment provides critical insights into the range of both external and internal factors which explain delay in case progression. They therefore constitute an important part of computing the hearing trial date certainty rates, which are central measure of court.

**Table 4.0: Sampling distribution of mention court frequency for the second quarter ended June 30, 2022**

**Descriptive Statistics (months)**

|                        |         |
|------------------------|---------|
| Number of observations | 294     |
| Mean                   | 5.0034  |
| Median                 | 4.0000  |
| Mode                   | 4.00    |
| Std. Deviation         | 2.61069 |
| Skewness               | 1.066   |
| Std. Error of Skewness | .142    |
| Range                  | 17.00   |
| Minimum                | 1.00    |
| Maximum                | 18.00   |

The above table displays the descriptive statistics on mention court frequency for criminal matters at the Corporate Area Family Court in the second quarter of 2022. It is seen that the average number of mentions per case is roughly 5, an indication that for every 100 cases heard there were 50 mentions. The median number of mentions and the mode were both 4. The maximum number of mentions per matter in the quarter was 18, while the minimum was 1 mention. The moderate standard deviation is an indication that there was some amount of variation in the mention court frequency of individual cases around the average incidence. The positive skewness is an indication that a larger proportion of the scores in the data set fell below the average mention court frequency. The result is within the prescribed maximum rate 5 mentions per case, based on international best practices.

**Table 5.0: Sampling distribution of methods of disposition for the second quarter ended June 30, 2022**

| Method of Disposition | Frequency | Percentage (%) |
|-----------------------|-----------|----------------|
| Transferred           | 47        | 59.49          |
| Granted               | 14        | 17.72          |
| Other                 | 10        | 12.66          |
| Guilty                | 5         | 6.33           |
| Not Guilty            | 3         | 3.80           |
| <b>Total</b>          | <b>79</b> | <b>100.00</b>  |

The above table summarizes the methods of disposition for a sample of 79 criminal charges disposed in the second quarter of 2022. Matters transferred to another court with 47 or 59.49% accounts for the majority of the sample of disposition methods in the quarter. Applications granted with 14 or 17.72% and methods of disposition pooled under the category “other methods” with 10 or 12.66% of the sample rank next. Guilty verdicts with 5 or 6.33% and not guilty verdicts with 3.80% of the sample complete the list.

**Table 7.0a: Sampling distribution of times to disposition for the quarter ended June 30, 2022**

**Descriptive statistics (in days)**

|                        |           |
|------------------------|-----------|
| Number of observations | 78        |
| Mean                   | 296.7308  |
| Median                 | 238.0000  |
| Mode                   | 90.00     |
| Std. Deviation         | 248.14772 |
| Skewness               | 2.274     |
| Std. Error of Skewness | .272      |
| Range                  | 1291.00   |
| Minimum                | 33.00     |
| Maximum                | 1324.00   |

The above descriptive statistics provide a summary of the time taken to dispose of a sample of 78 matters resolved in the second quarter of 2022. It is seen that the average time taken to dispose of these cases was roughly 297 days or 10 months, while the median time was 238 days and the most frequently occurring time to disposition in the quarter (mode) was 90 days. The modest standard deviation suggests that there is some variation in the individual times, while the positive skewness suggests that a significant portion of the times to disposition in the data set fell below the overall average time to disposition. The maximum time taken to dispose of these cases was roughly 1324 days or 3.7 years and the minimum was 33 days.

## Case Demographics

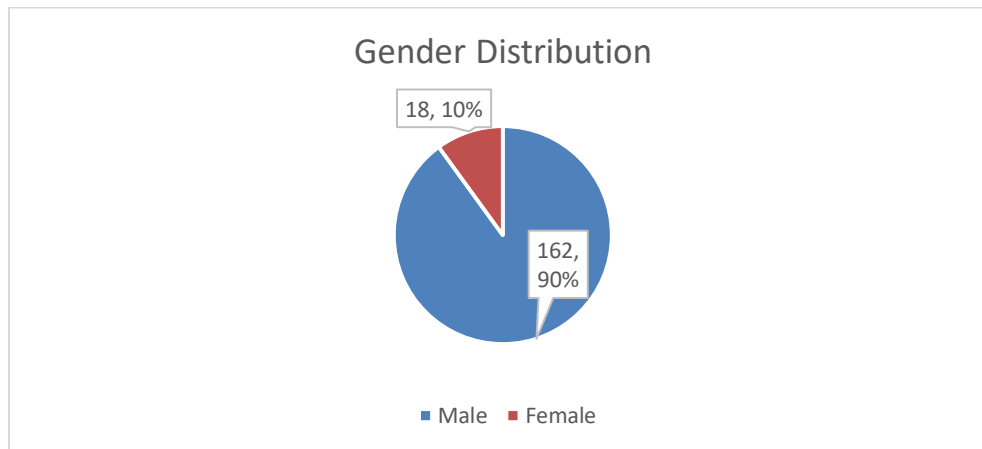
**Table 1.0: Sampling distribution of the leading charges filed at the Corporate Area Family Court in the second quarter ended June 30, 2022**

| Type of offence                   | Frequency | Percentage (%) |
|-----------------------------------|-----------|----------------|
| Unlawful wounding                 | 21        | 11.73          |
| Grievous sexual assault           | 19        | 10.61          |
| Assault occasioning bodily harm   | 13        | 7.26           |
| Offensive Weapon                  | 10        | 5.59           |
| Malicious destruction of property | 9         | 5.03           |
| <b>Sub-Total</b>                  | <b>72</b> | <b>40.22</b>   |

***Sample of offences filed in the second quarter of 2022 is 179***

The above table provides a summary of the most frequently occurring charges filed in the second quarter of 2022 at the Corporate Area Family Court. Of a sample of 179 offences filed in the second quarter, it is seen that 21 or 11.73% were matters of unlawful wounding. This was followed by grievous sexual assault with 19 or 10.61% and assault occasioning bodily harm with 13 or 7.26% of the sample. Offensive weapon with 10 or 5.59% and malicious destruction of property 9 or 5.03% of the sample complete the list. Of the leading charges listed in the table above, malicious destruction of property had the highest proportion of male offenders with 100%, while assault occasioning bodily harm had the highest proportion of female offenders also with 85% of the sample.

**Chart 1.0: Distribution of offences by gender for the second quarter ended June 30, 2022**



The above chart shows the distribution of offences filed by gender, using a sample of 180 matters.

Males account for the overwhelming proportion of matters with 162 or 90% of the sample, while females accounted for the remaining 10% of matters filed.

**Table 2.0: Breakdown of leading charges by gender in the second quarter ended June 30, 2022**

| Charge                                    | Male  |     | Female |    | Total |
|---|-------|-----|--------|----|-------|
|   | Count | %   | Count  | %  |       |
| Unlawful wounding                         | 15    | 71  | 6      | 29 | 21    |
| Grievous sexual assault                   | 15    | 79  | 4      | 21 | 19    |
| Assault occasioning bodily harm           | 11    | 85  | 2      | 15 | 13    |
| Offensive Weapon                          | 9     | 90  | 1      | 10 | 10    |
| Malicious destruction of property         | 9     | 100 | 0      | 0  | 9     |
| Buggery                                   | 8     | 100 | 0      | 0  | 8     |
| Gross indecency                           | 7     | 100 | 0      | 0  | 7     |
| Indecent assault                          | 7     | 100 | 0      | 0  | 7     |
| Disorderly conduct                        | 6     | 86  | 1      | 14 | 7     |
| Sexual intercourse with a person under 16 | 6     | 86  | 1      | 14 | 7     |
| Simple larceny                            | 6     | 86  | 1      | 14 | 7     |
| Illegal possession of firearm             | 6     | 100 | 0      | 0  | 6     |

The above tables summarize the distribution of the leading charges filed by gender in the second quarter of 2022. Males are especially dominant with the charges of malicious destruction of



property, buggery, indecent assault, illegal possession of firearm and gross indecency all accounting for 100% of the matters. As it relates to females charged, the charge with the highest frequency was unlawful wounding 6 or 29% of the total sample.

**Table 3.0: Descriptive statistics on the age of offenders for the second quarter ended June 30, 2022**

**Descriptive statistics (in years)**

|                        |       |
|------------------------|-------|
| Number of observations | 138   |
| Mean                   | 15.39 |
| Std. Error of Mean     | .131  |
| Median                 | 16.00 |
| Mode                   | 17    |
| Std. Deviation         | 1.535 |
| Skewness               | -.326 |
| Std. Error of Skewness | .206  |
| Range                  | 6     |
| Minimum                | 12    |
| Maximum                | 18    |

The above descriptive statistics provide a statistical summary of the ages of persons charged in a sample of 138 criminal matters handled in the second quarter of 2022. It is seen that the overall average age is roughly 15.39 years. The oldest person charged was 18 years and the youngest 12. The median age was 16 years and modal age was 17 years old. The high standard deviation is an indication that there was a large variation in the ages of persons charged and the negative skewness is an indication that there were more scores in the data set that are above the series mean.

**Table 4.0: Courtroom/outstation distribution for new matters heard in the second quarter ended June 30, 2022**

| <b>Courtroom/Outstation</b> | <b>Frequency</b> | <b>Percentage (%)</b> |
|-----------------------------|------------------|-----------------------|
| Children's Court            | 180              | 100                   |
| <b>Total</b>                | <b>180</b>       | <b>100</b>            |

It is shown in the above table that all criminal cases heard at the Corporate Area Family Court in the second quarter of 2022 were initiated in the Children's court.

#### **Section 2.0: Case Activity in the Child Welfare Matters (A Division of the Children's Court)**

This section examines case activity for matters classified as child welfare in the Corporate Area Family Court in the second quarter of 2022. Matters classified under the general case type category classified as child welfare includes uncontrollable child and childcare and protection.

**Table 1.0: Distribution of Child Welfare matters handled at the Corporate Area Family Court in the second quarter ended June 30, 2022**

| <b>Number of matters handled</b> | <b>Matters active</b> | <b>Matters disposed</b> | <b>Inactive matters</b> |
|----------------------------------|-----------------------|-------------------------|-------------------------|
| <b>112</b>                       | <b>53</b>             | <b>58</b>               | <b>1</b>                |

The above table details the outcome of 112 Child Welfare matters, which were handled by the Family Court in the Corporate Area in the second quarter of 2022, an increase of 3 charges or 2.75% when compared to the 109 charges recorded in the second quarter of 2021. At the end of the quarter, 53 matters were still active, 1 was inactive and 52 were disposed.

**Table 2.0a: Distribution of new Child Welfare cases filed at the Corporate Area Family Court in the second quarter ended June 30, 2022**

| <b>Number of new cases filed</b> | <b>Active cases</b> | <b>Disposed cases</b> | <b>Inactive cases</b> | <b>Case Disposal Rate (%)</b> |
|----------------------------------|---------------------|-----------------------|-----------------------|-------------------------------|
| <b>61</b>                        | <b>44</b>           | <b>16</b>             | <b>1</b>              | <b>27.87</b>                  |

The above data shows a sample of 61 child welfare cases filed at the Corporate Area Family Court in the second quarter of 2022, which is 28 cases or 84.85% above the 33 cases recorded in the second quarter of 2021. Of this, 16 cases were disposed 1 became inactive and 44 were still active at the end of the quarter. This produced a case disposal rate of 27.87% for these types of cases, which is 9.69 percentage points less than the disposal rate recorded in the corresponding second quarter of 2021.

**2.0b: Clearance rate summary for the Corporate Area Family Court for the second quarter ended June 30, 2022**

| <b>New Child Welfare cases filed</b> | <b>Gross number of inactive cases</b> | <b>Gross number of disposed cases</b> | <b>Case clearance rate (%)</b> |
|--------------------------------------|---------------------------------------|---------------------------------------|--------------------------------|
| <b>61</b>                            | <b>1</b>                              | <b>44</b>                             | <b>73.77</b>                   |

The above Table shows that there was an aggregate of 44 child welfare cases which were disposed of in the second quarter of 2022 at the Corporate Area Family Court, while 1 became inactive at the end of the quarter. This produced a case clearance rate of 73.77% which is below the international standard and is 53.50 percentage points less than the clearance rate recorded in the corresponding second quarter of 2021.

**Table 3.0: Sampling distribution of the types of Child Welfare matters filed in the second quarter ended June 30, 2022**

| Types of cases            | Frequency | Percentage (%) |
|---------------------------|-----------|----------------|
| Child Care and Protection | 57        | 82.61          |
| Uncontrollable Child      | 12        | 17.39          |
| <b>Total</b>              | <b>69</b> | <b>100.00</b>  |

A sample of 69 child welfare matters filed in the second quarter of 2022 revealed that the majority of cases filed were childcare and protection matters with 57 or 82.61% of the sample, while matters of uncontrollable child with 12 or 17.39% accounted for the remaining proportion.

**Table 4.0: Sampling distribution of mention court frequency for Child Welfare matters heard in the in the second quarter ended June 30, 2022**

**Descriptive statistics (months)**

|                        |         |
|------------------------|---------|
| Number of observations | 95      |
| Mean                   | 2.2737  |
| Median                 | 2.0000  |
| Mode                   | 1.00    |
| Std. Deviation         | 1.35617 |
| Skewness               | 1.264   |
| Std. Error of Skewness | .247    |
| Range                  | 6.00    |
| Minimum                | 1.00    |
| Maximum                | 7.00    |

The above table displays the descriptive statistics on mention court frequency for 95 child welfare matters at the Corporate Area Family Court in the second quarter of 2022. It is seen that the average number of mentions per case is roughly 2.3, an indication that for every 10 cases there were 23 mentions. The median number of mentions was 2 and the modal number of mentions stood at 1. The maximum number of mentions per matter in the quarter was 7, while the minimum was 1. The standard deviation is moderate, an indication that there is some variation

in the mention court frequency of individual cases. The positive skewness is an indication that the higher proportion of the scores in the data set fell below the series average. These outputs are within the prescribed maximum rate of 5 mentions per matter, based on international best practices.

**Table 5.0: Sampling distribution of the methods of disposition for the second quarter ended June 30, 2022**

| Method of Disposition | Frequency | Percentage (%) |
|-----------------------|-----------|----------------|
| Granted               | 54        | 96.43          |
| Transferred           | 1         | 1.79           |
| Other                 | 1         | 1.79           |
| <b>Total</b>          | <b>56</b> | <b>100.00</b>  |

The above table summarizes the methods of disposition for a sample of 56 child welfare matters in the second quarter of 2022. It is seen that applications granted accounted for the majority of the sample with 54 or 96.43% of the sample. Matters Transferred and methods of disposition pooled under the category “other methods” with 1.79% each of the sample rank next.

**Table 6.0: Sampling distribution of the times to disposition for Child Welfare matters for the second quarter ended June 30, 2022**

**Descriptive statistics (in days)**

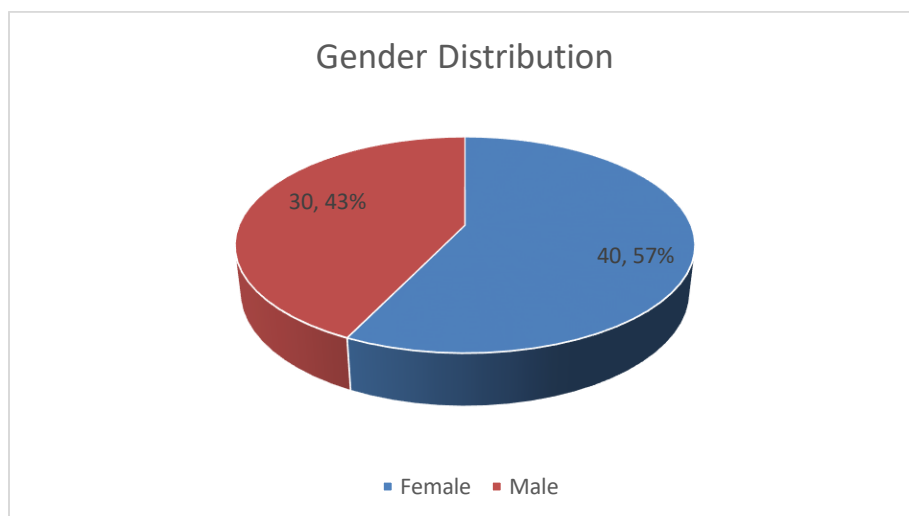
|                        |          |
|------------------------|----------|
| Number of observations | 49       |
| Mean                   | 74.8367  |
| Median                 | 63.0000  |
| Mode                   | 63.00    |
| Std. Deviation         | 60.70192 |
| Skewness               | 4.565    |
| Std. Error of Skewness | .340     |
| Range                  | 414.00   |
| Minimum                | 21.00    |
| Maximum                | 435.00   |

The above table provides a descriptive statistical summary of the times taken to dispose of child welfare cases in the second quarter of 2022. It is shown that from a sample of 49 matters disposed in the quarter, the average time to disposition was 75 days or roughly 2.5 months. The maximum time taken to dispose of the cases used in this sample was 435 days, while the lowest time taken was 21 days. The overall standard deviation of approximately 61 days was moderate, indicating there was some amount of variation in the times to disposition. The positive skewness is an indication that a larger proportion of the data points were clustered around the overall mean.

#### **Case initiation and case demographics –Child Welfare matters in the second quarter ended June 30, 2022**

In this subsection of the report, there is an examination of the case party demographics for the cases which had some activity in the second quarter of 2022.

**Chart 1.0: Sampling distribution of the gender of children associated with new cases handled for the second quarter ended June 30, 2022**



The above chart shows that 57% of a sample of 70 children involved in child welfare cases filed were female, with males accounting for 43% of the sample.

**Table 7.0: Descriptive statistics on the age of children involved in child welfare cases during the second quarter ended June 30, 2022**

**Descriptive statistics (in years)**

|                        |         |
|------------------------|---------|
| Number of observations | 28      |
| Mean                   | 10.4286 |
| Median                 | 12.0000 |
| Mode                   | 13.00   |
| Std. Deviation         | 4.67799 |
| Skewness               | -.764   |
| Std. Error of Skewness | .441    |
| Range                  | 17.00   |
| Minimum                | .00     |
| Maximum                | 17.00   |

The table above shows the descriptive statistics on a sample of ages of children involved in child welfare cases during the second quarter ended June 30, 2022. It is shown that from a sample of 28 matters, the average age was roughly 10 years old. The maximum age in this sample was 17 years, while the minimum age was under a year. The overall standard deviation of approximately 5 years was moderate, indicating some variation among the ages in the distribution. The negative skewness which indicates that most of the ages were above the mean age.

**Table 8.0: Sampling distribution of matters by courtroom/outstation assignment for the second quarter ended June 30, 2022**

| <b>Courtroom/Outstation</b> | <b>Frequency</b> | <b>Percentage (%)</b> |
|-----------------------------|------------------|-----------------------|
| Children's Court            | 72               | 100.00                |
| <b>Total</b>                | <b>72</b>        | <b>100.00</b>         |

The above table shows the distribution of 72 child welfare matters filed by courtroom of assignment. It is shown that the children's court accounted for all the cases initiated.

### **Section 3.0: Case Activity on Family Division (A Division of the Children's Court)**

This section examines case activity for matters classified as Family Matters in the Corporate Area Family Court in the second quarter of 2022. Matters classified under the general case type category classified as family matters includes maintenance, custody and declaration of paternity matters.

**Table 1.0: Distribution of family matters handled at the Corporate Area Family Court in the second quarter ended June 30, 2022**

| <b>Number of matters handled</b> | <b>Matters active</b> | <b>Matters disposed</b> | <b>Inactive matters</b> |
|----------------------------------|-----------------------|-------------------------|-------------------------|
| <b>1229</b>                      | <b>616</b>            | <b>574</b>              | <b>39</b>               |

The above table details the outcome of the 1229 family matters, which were handled by the Corporate Area Family Court in the second quarter of 2022, a decrease of 245 charges or 16.62% when compared to the 1474 charges recorded in the second quarter of 2021. At the end of the quarter, 616 matters were still active and 574 were disposed. There remaining 39 matters were inactive at the end of the quarter.



**Table 2.0a: Distribution of new family cases filed at the Corporate Area Family Court in the second quarter ended June 30, 2022**

| <b>Number of new cases filed</b> | <b>Active cases</b> | <b>Disposed cases</b> | <b>Inactive cases</b> | <b>Case Disposal Rate (%)</b> |
|----------------------------------|---------------------|-----------------------|-----------------------|-------------------------------|
| <b>459</b>                       | <b>353</b>          | <b>92</b>             | <b>14</b>             | <b>23.09</b>                  |

The above data shows a sample of 459 new child welfare cases handled at the Corporate Area Family Court in the second quarter of 2022, 155 more cases or 50.99% above the 304 cases recorded in the second quarter of 2021. Of this, 92 cases were disposed, 14 cases became inactive and 353 were still active at the end of the quarter. This produced an estimated case disposal rate of 23.09% for these types of cases and is 15.85 percentage points more than the case disposal rate recorded in the corresponding second quarter of 2021.

**2.0b: Clearance rate summary for the Family Courts for the second quarter ended June 30, 2022**

| <b>New Family cases filed</b> | <b>Gross number of inactive cases</b> | <b>Gross number of disposed cases</b> | <b>Case clearance rate (%)</b> |
|-------------------------------|---------------------------------------|---------------------------------------|--------------------------------|
| <b>459</b>                    | <b>27</b>                             | <b>405</b>                            | <b>94.12</b>                   |

The above table shows that in the second quarter of 2022 in the family division, there were 405 disposed cases and 27 cases which became inactive. This produced an estimated case clearance rate of 94.12% which meets the international standard and is 34.50 percentage points less than the case clearance rate recorded in the corresponding second quarter of 2021.

**Table 3.0: Sampling distribution of the types of Family matters filed in the second quarter ended June 30, 2022**

| Types of cases           | Frequency  | Percentage (%) |
|--------------------------|------------|----------------|
| Maintenance              | 310        | 48.21          |
| Custody                  | 199        | 30.95          |
| Declaration of paternity | 134        | 20.84          |
| <b>Total</b>             | <b>643</b> | <b>100.00</b>  |

A sample of 643 matters filed at the Corporate Area Family Court in the second quarter of 2022 revealed that the highest proportion of cases filed were maintenance matters with 310 or 48.21% of the sample. This was followed by 199 or 30.95%, which were custody matters and 134 or 20.84% which were matters of declaration of paternity.

**Table 4.0: Sampling distribution on the reasons for adjournment/continuance for Family matters heard in the second quarter ended June 30, 2022**

| Reasons for adjournment/continuance             | Frequency  | Percentage (%) |
|---|------------|----------------|
| Deoxyribonucleic Acid (DNA) Results Outstanding | 57         | 23.36          |
| Re-Issue  | 35         | 14.34          |
| No Parties, No Returns-Re-Issue Application     | 28         | 11.48          |
| Social Enquiry Report Outstanding               | 20         | 8.20           |
| Absenteeism of Respondent                       | 8          | 3.28           |
| <b>Sub-total</b>                                | <b>148</b> | <b>60.66</b>   |

**Sample size= 244**

The above table is derived from a sample of 244 adjournments heard in the second quarter of 2022. The largest share of adjournments, 57 or 23.36% were due to Deoxyribonucleic Acid (DNA) results outstanding, followed by adjournments for re-issue with 35 or 14.34% and adjournments due to no parties, no returns and reissue applications with 28 or 11.48%. Adjournments due to Social Enquiry Report outstanding with 20 or 8.20% and the absenteeism of respondents with 8 or 3.28% rank next.

**Table 4.0b: Sampling distribution of mention court frequency for family matters heard in the second quarter ended June 30, 2022**

**Descriptive statistics**

|                        |         |
|------------------------|---------|
| Number of observations | 1199    |
| Mean                   | 1.9266  |
| Median                 | 1.0000  |
| Mode                   | 1.00    |
| Std. Deviation         | 1.63219 |
| Skewness               | 3.006   |
| Std. Error of Skewness | .071    |
| Range                  | 14.00   |
| Minimum                | 1.00    |
| Maximum                | 15.00   |

The above table displays the descriptive statistics on mention court frequency for 1199 family matters at the Corporate Area Family Court in the second quarter of 2022. It is seen that the average number of mentions per case is roughly 1.9, an indication that for every 10 cases there were 19 mentions. The median number of mentions and modal number of mentions both stood at 1. The maximum number of mentions per matter in the quarter was 15, while the minimum was 1 mention. The standard deviation is high, an indication that there is a wide variation in the mention court frequency of individual cases. The positive skewness shown is an indication that the vast proportion of the scores in the data set fell below the average. These outputs are within the prescribed maximum rate of 5 mentions per matter, based on international best practices.

**Table 5.0: Sampling distribution of the methods of disposition for the second quarter ended June 30, 2022**

| Method of Disposition | Frequency  | Percentage (%) |
|-----------------------|------------|----------------|
| Struck out            | 268        | 46.61          |
| Granted               | 264        | 45.91          |
| Withdrawn             | 35         | 6.09           |
| Other                 | 3          | 0.52           |
| Transferred           | 3          | 0.52           |
| Denied                | 2          | 0.35           |
| <b>Total</b>          | <b>575</b> | <b>100.00</b>  |

The above table summarizes the methods of disposition for a sample of 575 family matters in the second quarter of 2022. It is shown in the sample that the highest proportion of matters were disposed by being struck out, accounting for 268 or 46.61% of the sample of disposed matters. This was followed by applications granted with 264 or 45.91% of the sample. Applications withdrawn with 35 or 6.09% and methods of disposition pooled under the term, “other” and matters transferred to another court with 3 or 0.53% each of the sample rank next. Applications denied with 2 or 0.35% account for the remaining proportion of the sample.

**Table 6.0: Sampling distribution of the times to disposition for family matters for the second quarter ended June 30, 2022**

**Descriptive statistics (in days)**

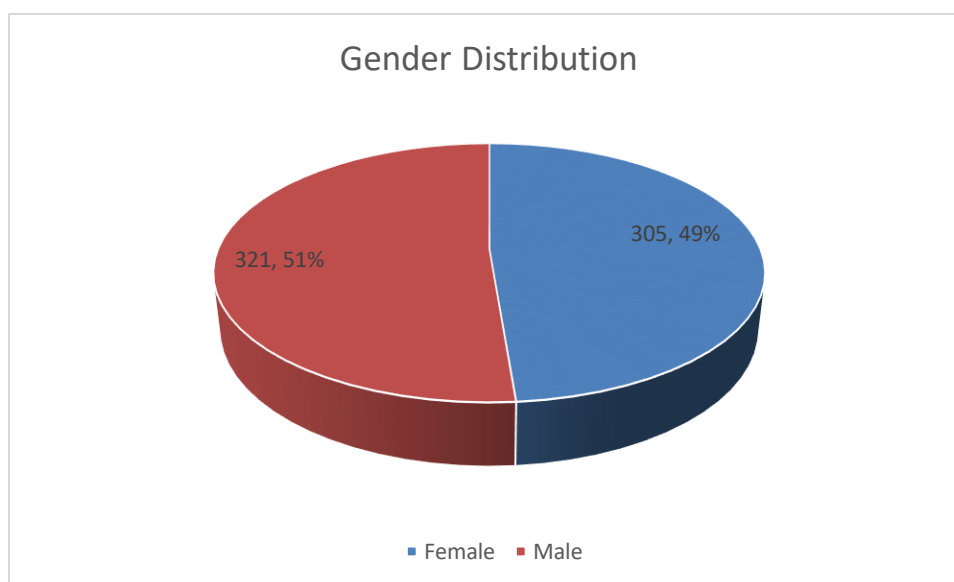
|                        |                    |
|------------------------|--------------------|
| Number of observations | 290                |
| Mean                   | 163.7828           |
| Median                 | 82.0000            |
| Mode                   | 69.00 <sup>a</sup> |
| Std. Deviation         | 301.53674          |
| Skewness               | 8.813              |
| Std. Error of Skewness | .143               |
| Range                  | 4141.00            |
| Minimum                | 1.00               |
| Maximum                | 4142.00            |

The above table provides a descriptive statistical summary of the times taken to dispose of family cases at the Family Court in the Corporate Area in the second quarter of 2022. It is shown that from a sample of 290 matters disposed in the quarter, the average time to disposition was 164 days or roughly 5.5 months. The maximum time taken to dispose of the cases used in this sample was 4142 days or 11.51 years, while the lowest time taken was 1 day. The overall standard deviation of approximately 302 days was relatively high, indicating a wide variation in the times to disposition. The positive skewness was high, an indication that a decidedly larger the proportion of the data points fell below the overall mean.

#### **Case initiation and case demographics –Family matters in the second quarter ended June 30, 2022**

In this subsection of the report, there is an examination of the case party demographics for the cases which had some activity in the second quarter of 2022, as well as the utilization of the counselling option offered to case parties at the point of filing a case.

**Chart 1.0: Sampling distribution of the gender of children associated with new cases for the second quarter ended June 30, 2022**



The above chart shows that 321 or 51% of a sample of 626 children involved in family matters filed were male, with females accounting for 49% of the sample.

**Table 7.0: Descriptive statistics on age distribution of parties involved in cases filed in the second quarter ended June 30, 2022**

**Descriptive statistics (in years)**

|                        |         |
|------------------------|---------|
| Number of observations | 627     |
| Mean                   | 7.0941  |
| Median                 | 6.0000  |
| Mode                   | 1.00    |
| Std. Deviation         | 6.48732 |
| Skewness               | 2.231   |
| Std. Error of Skewness | .098    |
| Range                  | 52.00   |
| Minimum                | .00     |
| Maximum                | 52.00   |

The table above shows the descriptive statistics on a sample of age of parties involved in cases for family case types for the second quarter ended June 30, 2022. It is shown from a sample of 627 matters that the average age was 7.1 years. The maximum age in this sample was 52 years, while the minimum age was less than a year. The overall standard deviation of approximately 6 years was relatively high, indicating a wide variation in the ages in the distribution. The positive skewness indicates a decisive leaning towards the lower ages in the distribution.

**Table 8.0: Sampling distribution of cases by courtroom/outstation assignment for the second quarter ended June 30, 2022**

| <b>Courtroom/Outstation</b>    | <b>Frequency</b> | <b>Percentage (%)</b> |
|--------------------------------|------------------|-----------------------|
| Courtroom #2 (main courthouse) | 276              | 42.92                 |
| Courtroom #3 (main courthouse) | 221              | 34.37                 |
| Courtroom #1 (main courthouse) | 142              | 22.08                 |
| Gordon Town Outstation         | 4                | 0.62                  |
| <b>Total</b>                   | <b>643</b>       | <b>100.00</b>         |

The above table shows the distribution of 643 family matters filed, by courtroom of assignment. It is shown that courtroom 2 at the main courthouse with 276 or 42.92% of the matters accounted for the highest proportion of cases sampled, with courtroom 3 at the main courthouse accounting for 221 or 34.37% ranking next. Courtroom 1 with 142 or 22.08% of the sample and the Gordon Town outstation with 0.62% rounds off the accommodations in the sample.

#### **Section 4.0: Summary of case activity for Domestic Violence matters filed in the second quarter ended June 30, 2022**

The below subsection provides a basic summary of case activity for Domestic Violence cases filed at the Family Court in the Corporate Area in the second quarter ended June 30, 2022.

**Table 1.0: Summary of matters filed in the second quarter ended June 30, 2022**

| <b>New matters filed</b> | <b>Matters active</b> | <b>Matters inactive</b> | <b>Matters disposed</b> |
|--------------------------|-----------------------|-------------------------|-------------------------|
| <b>175</b>               | <b>112</b>            | <b>11</b>               | <b>52</b>               |

The above table shows that 175 domestic violence matters were filed in the second quarter of 2022, 112 of which were still active at the end of the period. There were 52 of the matters disposed at the end of the quarter and 11 cases which became inactive. Table 2.0 provides further analysis of the equivalent number of domestic violence cases filed and the case disposal rates.

**Table 2.0a: Summary of case activity for the second quarter ended June 30, 2022**

| <b>New cases filed</b> | <b>Active cases</b> | <b>Inactive cases</b> | <b>Disposed cases</b> | <b>Case Disposal Rate (%)</b> |
|------------------------|---------------------|-----------------------|-----------------------|-------------------------------|
| <b>140</b>             | <b>86</b>           | <b>10</b>             | <b>44</b>             | <b>38.57</b>                  |

An equivalent number of 140 new domestic violence cases were filed in the second quarter of 2022, of which 86 were active and 44 were disposed and 10 became inactive at the end of the quarter. This produces an estimated disposal rate of 38.57%, which is 4.30 percentage points above the disposal rate of 34.27% recorded for the second quarter of 2021.

**Table 2.0b: Summary of gross case activity for the second quarter ended June 30, 2022**

| <b>New Domestic Violence cases filed</b> | <b>Gross number of Inactive cases</b> | <b>Gross number of Disposed cases</b> | <b>Case Clearance Rate (%)</b> |
|--|---------------------------------------|---------------------------------------|--------------------------------|
| <b>140</b>                               | <b>18</b>                             | <b>123</b>                            | <b>100.71</b>                  |

The data above shows that a total of 141 domestic violence cases which were either disposed or became inactive in the second quarter of 2022 at the Corporate Area Family Court. This produces an estimated case clearance rate of 100.71%, which meets the international standard and is also 37.05 percentage points below the clearance rate of 137.76% recorded for the second quarter of 2021.

**Table 3.0: Sampling distribution of cases by courtroom/outstation assignment for the second quarter ended June 30, 2022**

| <b>Courtroom/outstation</b>    | <b>Frequency</b> | <b>Percentage</b> |
|--------------------------------|------------------|-------------------|
| Courtroom #3 (main courthouse) | 75               | 43.10             |
| Courtroom #2 (main courthouse) | 60               | 34.48             |
| Courtroom #1 (main courthouse) | 39               | 22.41             |
| <b>Total</b>                   | <b>174</b>       | <b>100.00</b>     |

The above table shows the distribution of 174 domestic violence matters filed, by courtroom of assignment. It is shown that courtroom 3 at the main courthouse with 75 or 43.10% of the matters accounted for the highest proportion of cases sampled, with courtroom 2 at the main



courthouse accounting for 60 or 34.48% ranking next. Courtroom 1 with 39 or 22.41% of the sample rounds off the accommodations in the sample.

**Table 4.0: Sampling distribution on the reasons for adjournment/continuance for family matters heard in the second quarter ended June 30, 2022**

| <b>Adjournments/Continuances</b>            | <b>Frequency</b> | <b>Percentage</b> |
|---|------------------|-------------------|
| No Parties, No Returns-Re-Issue Application | 9                | 24.32             |
| No Returns-Re-Issue Application             | 9                | 24.32             |
| Referred to Family Court Counsellor         | 3                | 8.11              |
| Matter left off the list                    | 2                | 5.41              |
| Absenteeism of Respondent                   | 1                | 2.70              |
| File to be located                          | 1                | 2.70              |
| No Parties-Re-Issue Application             | 1                | 2.70              |
| Other                                       | 11               | 29.73             |
| <b>Total</b>                                | <b>37</b>        | <b>100.00</b>     |

The above table is derived from a sample of 37 adjournments heard in the second quarter of 2022. Apart from adjournments pooled under the category “other”, the largest share, 9 or 24.32% were due to No Parties, No Returns-Re-Issue Application and No Returns-Re-Issue Application, followed by adjournments due to referrals to Family Court counsellor with 3 or 8.11% of the sample.

**Table 5.0: Sampling distribution of Domestic Violence cases disposed in the second quarter ended June 30, 2022**

**Descriptive Statistics (days)**

|                        |           |
|------------------------|-----------|
| Number of observations | 72        |
| Mean                   | 104.1250  |
| Median                 | 62.0000   |
| Mode                   | 29.00     |
| Std. Deviation         | 137.21125 |
| Skewness               | 3.932     |
| Std. Error of Skewness | .283      |
| Range                  | 788.00    |
| Minimum                | 9.00      |
| Maximum                | 797.00    |

The above table shows that the average time taken to dispose of a sample of 72 matters in the second quarter of 2022 was roughly 104 days or 3.5 months. The standard deviation of 137 days is quite high, indicating that there's a wide dispersion of the individual times in the data set. The skewness of the data is high and positive, which is an indication that a decidedly larger number of the observations fell below the overall mean score. The maximum time taken to dispose of these matters was 797 days or 2.2 years, while 9 days was the lowest time.

**Table 6.0: Sampling distribution of the methods of disposition for the second quarter ended June 30, 2022**

| <b>Method of Disposition</b> | <b>Frequency</b> | <b>Percentage (%)</b> |
|------------------------------|------------------|-----------------------|
| Struck out                   | 91               | 58.71                 |
| Granted                      | 37               | 23.87                 |
| Withdrawn                    | 21               | 13.55                 |
| Denied                       | 3                | 1.94                  |
| Other                        | 3                | 1.94                  |
| <b>Total</b>                 | <b>155</b>       | <b>100.00</b>         |

The above table summarizes the methods of disposition for a sample of 155 domestic violence matters disposed of in the second quarter of 2022 at the Corporate Area Family Court. It is seen

that matters struck out account for the majority of the sample with 91 or 58.71% of the sample. This was followed by applications granted with 37 or 23.87% and applications withdrawn with 21 or 13.55% of the sample.

**Table 7.0: Distribution of applications for restraining orders as at the second quarter ended June 30, 2022**

| Type of restraining order | Number of orders made | Equivalent number of cases | Percentage of total orders |
|---------------------------|-----------------------|----------------------------|----------------------------|
| Protection Order          | 3091                  | 2988                       | 83.68                      |
| Occupation Order          | 602                   | 592                        | 16.30                      |
| Ancillary Order           | 1                     | 1                          | 0.03                       |
| <b>Total</b>              | <b>3694</b>           | <b>3581</b>                | <b>100.00</b>              |

Using a sample of cases filed predominantly since 2018, the above table provides a sampling distribution of applications for restraining order filed. It is seen that of an estimated 3694 such orders filed predominantly between 2018 and the end of June 2022, the overwhelming majority were protection orders with 3091 or 83.68%, while occupation orders accounted for 602 or 16.30% of the matters. Only a single ancillary order is recorded in this sample.

The ensuing tables summarize the relationships between the case parties involved in restraining order application over a primary sample period of 2018 to the end of June 2022.

**Table 8.0a: Distribution of the relationship between parties for protection order applications made as the second quarter ended June 30, 2022**

| Relationship           | Frequency   | Percentage    |
|------------------------|-------------|---------------|
| Former Partner         | 1486        | 62.97         |
| Estranged wife/husband | 226         | 9.58          |
| Spousal                | 213         | 9.03          |
| Parent/Child           | 206         | 8.73          |
| Other                  | 180         | 7.63          |
| Members of Household   | 49          | 2.08          |
| <b>Total</b>           | <b>2360</b> | <b>100.00</b> |

For the sample of applications for protection orders made over the stated primary period, the majority of the relationships between the case parties concerned was that of former partners, accounting for a notable 62.97%, followed in distant second by estranged partners with 9.58% and spousal relations with 9.03%, rounding off the top three.

**Table 8.0b: Distribution of the relationship between parties for occupation order applications made as the second quarter ended June 30, 2022**

| Relationship           | Frequency  | Percentage    |
|------------------------|------------|---------------|
| Former Partner         | 185        | 37.37         |
| Parent/Child           | 92         | 18.59         |
| Estranged wife/husband | 74         | 14.95         |
| Other                  | 70         | 14.14         |
| Spousal                | 54         | 10.91         |
| Members of Household   | 20         | 4.04          |
| <b>Total</b>           | <b>495</b> | <b>100.00</b> |

The largest proportion of the relations in the sample of 495 applications for occupation order was also that of former partners, accounting for 37.37% of the sample. This is followed by parent/child relations with 18.59% and estranged partners with 14.95% of the sample. The below tables summarize the leading methods of disposition for the earlier listed types of restraining orders over the stated period.

**Table 9.0a: Distribution of methods of disposition for Protection Orders made in the second quarter ended June 30, 2022**

| <b>Method of disposition</b>              | <b>Frequency</b> | <b>Percentage (%)</b> |
|---|------------------|-----------------------|
| Struck out                                | 1321             | 53.81                 |
| Granted                                   | 557              | 22.69                 |
| Withdrawn                                 | 482              | 19.63                 |
| Other                                     | 53               | 2.16                  |
| Denied                                    | 30               | 1.22                  |
| Transferred                               | 6                | 0.24                  |
| Matters Settled                           | 3                | 0.12                  |
| Successfully mediated at Mediation Centre | 3                | 0.12                  |
| <b>Total</b>                              | <b>2455</b>      | <b>100.00</b>         |

The dominant methods of disposition for 2455 protection order applications are disposals by being struck out (53.81%), applications granted (22.69%) and applications withdrawn (19.63%).

**Table 9.0b: Distribution of methods of disposition for Occupation Orders made in the second quarter ended June 30, 2022**

| <b>Method of Disposition</b> | <b>Frequency</b> | <b>Percentage (%)</b> |
|------------------------------|------------------|-----------------------|
| Struck out                   | 254              | 52.70                 |
| Withdrawn                    | 139              | 28.84                 |
| Granted                      | 61               | 12.66                 |
| Denied                       | 17               | 3.53                  |
| Other                        | 9                | 1.87                  |
| Transferred                  | 2                | 0.41                  |
| <b>Total</b>                 | <b>482</b>       | <b>100.00</b>         |

The dominant methods of disposition for 482 occupation order applications are disposals by being struck out (52.70%), applications withdrawn (28.84%) and applications granted (12.66%).

**Summary of case activity for matters filed in the second quarter of 2022 at the Corporate Area Family Court**

**Table 1.0a: Summary of new case activity for cases in the second quarter ended June 30, 2022**

| <b>Aggregate Number of new cases filed</b> | <b>Number of Active cases</b> | <b>Number of inactive cases</b> | <b>Number of Disposed Cases</b> | <b>Weighted Case Disposal Rate (%)</b> |
|--|-------------------------------|---------------------------------|---------------------------------|--|
| 741  | 561                           | 26                              | 154                             | 24.29                                  |

The above table provides a summary of total case activity cross all business lines at the Corporate Area Family Court for the second quarter of 2022. It is shown that there was a total of 741 new cases filed, of which 154 were disposed and 26 became inactive, thereby producing an estimated weighted case disposal rate of 24.29% for the quarter across all case types, 8 percentage points above the recorded weighted disposal rate for the corresponding second quarter of 2021. Domestic violence cases with a case disposal rate of 38.57%, family cases with a disposal rate of 23.09%, Child Welfare cases with a disposal rate of 27.87% and criminal cases with a rate of 3.70% completes the distribution of the case disposal rates across the macro case units.

**Table 1.0b: Summary of case activity for cases in the second quarter ended June 30, 2022**

| <b>Aggregate Number of new cases filed</b> | <b>Number of inactive cases</b> | <b>Number of Disposed cases</b> | <b>Number of Disposed or inactive Cases (of those originating in the quarter)</b> | <b>Overall Weighted Case Clearance Rate (%)</b> | <b>Overall Weighted Case Disposal Rate (%)</b> |
|--|---------------------------------|---------------------------------|---|---|--|
| 741  | 50                              | 609                             | 180   | 88.93   | 24.29  |

The above table shows that a grand total of 741 new cases were filed across the business lines at the Corporate Area Family Court in the second quarter of 2022, while 609 cases were disposed and 50 became inactive. This produces an estimated weighted case clearance rate of 88.93% across all the case types in the second quarter of 2022, which is 41.22 percentage points below the overall weighted case clearance rate recorded in the second quarter of 2021. Domestic violence cases with 100.71% had the highest clearance rate, followed by family division cases with 94.12% and child welfare cases with 73.77%. Criminal cases had the lowest estimated clearance rate in the quarter with 50.62%. By any measure, these are quite impressive results. As indicated, the Corporate Area Family Court also recorded an overall weighted average case disposal rate of 24.29% in the quarter, ranging from a low of 3.70% in the criminal Division to a high of 38.57% in the domestic violence subdivision.

**Table 2.0: Sampling distribution of courtroom utilization rate for the second quarter ended June 30, 2022**

| <b>Parish Court</b>                | <b>Average overall Courtroom Utilization Rate (%)</b> | <b>Highest Recorded Courtroom Utilization Rate (%)</b> | <b>Lowest Recorded Courtroom Utilization Rate (%)</b> | <b>Standard Deviation of the Courtroom Utilization Rate (%)</b> | <b>Average Courtroom Utilization Rate for Night Court sittings (%)</b> | <b>Average Number of Courtroom Adjournments Per Day</b> |
|------------------------------------|---|--|---|---|--|---|
| <b>Corporate Area Court-Family</b> | 82.07   | 128.33   | 35.00   | 20.93   | -  | -   |

The above table details the courtroom utilization rate for the Corporate Area Family Court for the second quarter of 2022. The courtroom utilization rate provides a measurement of the proportion of available hours for open court hearings in all courtrooms (including outstations)

which are utilized. If the usage of any courtroom exceeds the available hours, then the utilization rate will exceed 100% and the rate will fall below 100% if less than the available hours are utilized. The prescribed international standard for the courtroom utilization rate is 100%, which means that all hours allocating for court hearings in any court, on any given day should be utilized. The overall average courtroom utilization rate for the Corporate Area Family Court in the quarter was roughly 82.07%, which is an indication that on average roughly 82% of the available hours for court hearings in the second quarter of 2022. The standard deviation of the courtroom utilization rates is moderate, suggesting that on average the rates did not vary widely from the overall mean.

**Table 3.0: Descriptive statistics on the time to disposition for cases disposed as at the second quarter ended June 30, 2022**

| Family Courts                          | Time to disposition (days) |              |               |                    |             |             |                |                 |
|--|----------------------------|--------------|---------------|--------------------|-------------|-------------|----------------|-----------------|
|  | Average                    | Mode         | Median        | Standard Deviation | Skewness    | Minimum     | Maximum        | Sample size (N) |
| Corporate Area Court-Child welfare     | 124.30                     | 63           | 105           | 84.21              | 1.51        | 1           | 578            | 693             |
| Corporate Area Court-Criminal          | 220.66                     | 90           | 145           | 227.53             | 2.50        | 1           | 1758           | 1808            |
| Corporate Area Court-Domestic Violence | 169.04                     | 56           | 105           | 197.65             | 4.47        | 1           | 3135           | 1618            |
| Corporate Area Court-Family            | 219.30                     | 28           | 127           | 322.10             | 5.52        | 1           | 4984           | 5143            |
| <b>Total/Weighted Average</b>          | <b>203.68</b>              | <b>59.25</b> | <b>120.50</b> | <b>207.87</b>      | <b>3.50</b> | <b>1.00</b> | <b>2613.75</b> | <b>2315.50</b>  |
| <b>Standard Deviation</b>              | <b>46.10</b>               | <b>25.47</b> | <b>19.35</b>  | <b>98.03</b>       | <b>1.82</b> | <b>0.00</b> | <b>1894.41</b> | <b>1946.91</b>  |
| <b>Skewness</b>                        | <b>-0.75</b>               | <b>-0.06</b> | <b>0.69</b>   | <b>-0.28</b>       | <b>0.03</b> | <b>0.00</b> | <b>0.43</b>    | <b>1.61</b>     |

*Number of matters sampled (N) = 9262*



The table above shows the descriptive statistics on a sample of matters disposed at the Corporate Area Family Court as at June 30, 2022, covering at least a 119-week period. The output produces an estimated weighted average time taken to dispose of matters of approximately 204 days. The skewness of these times to disposition is -0.75, suggesting that slightly more these times were above the overall mean. For the matters disposed in the period, the child welfare division (124 days) took the lowest time on average to dispose of cases over the period. The domestic violence division (169 days), the family division (219 days) and the criminal division (221 days) rank next. The average variation among the times to disposition across these divisions is however modest, as shown by the standard deviation (46.10). The maximum times to disposition in the sample ranged from a low of 578 days (19 months/1.6 years) in the child welfare division, to a high of 4984 days (166 months/13.8 years) in the family division, while the overall minimum time to disposition was one day. The sample size used to compute these descriptive data was a substantial and representative 9262 matters.

## **Chapter 2.0: The St. James Family Court (A Division of the Western Regional Family Court)**

This chapter of the document will examine a summary of selected output and performance measurements for matters in the St. James Family Court for the second quarter ended June 30, 2022. Such will involve analyses of caseload, case type distribution, case clearance rates for the different business lines of the family court.

### **Case Activity Summary in the Criminal Section (A Division of the Children's Court)**

**Table 1.0: Summary of criminal case activity for cases for the second quarter ended June 30, 2022**

| <b>Case Type</b>              | <b>Number of new cases filed</b> | <b>Number of cases disposed</b> | <b>Number of inactive cases</b> | <b>Case clearance rate (%)</b> |
|-------------------------------|----------------------------------|---------------------------------|---------------------------------|--------------------------------|
| Committal                     | 3                                | 3                               | 0                               | 100.00                         |
| Indictments                   | 7                                | 1                               | 0                               | 14.29                          |
| Summary                       | 19                               | 15                              | 1                               | 84.21                          |
| Petty Session                 | 4                                | 3                               | 0                               | 75.00                          |
| <b>Total/Weighted Average</b> | <b>33</b>                        | <b>22</b>                       | <b>1</b>                        | <b>69.70</b>                   |

The above table shows that the sample of 33 criminal cases filed at the St. James Family Court in the second quarter ended June 30, 2022. Of these, 19 or 57.58% were summary matters, 7 or 21.21% were indictments, 4 or 12.12% were petty session matters and 9.09% were committal proceedings. There was a total of 23 criminal cases disposed or which became inactive of during second quarter ended June 30, 2022. Of these, 15 summary cases were disposed and 1 was inactive, 3 committal proceedings were disposed, 3 petty session matters were disposed, and 1 indictment matter was disposed of during the quarter. This led to an estimated weighted clearance rate of 69.70% for these types of cases, which is 5.26 percentage points above the corresponding second quarter of 2021 weighted average case clearance rate of 64.44%.

## Case Activity on Child Welfare Matters (A Division of the Children's Court)

This section examines case activity for matters classified as child welfare in the St. James Family Court for the second quarter ended June 30, 2022. Matters falling under the child welfare subdivision are uncontrollable child and childcare and protection cases.

**Table 1.0: Summary of child welfare case activity for the second quarter ended June 30, 2022**

| <b>Case Type</b>              | <b>Number of new cases filed</b> | <b>Number of cases disposed</b> | <b>Number of inactive cases</b> | <b>Case Clearance Rate (%)</b> |
|-------------------------------|----------------------------------|---------------------------------|---------------------------------|--------------------------------|
| Childcare and protection      | 63                               | 45                              | 1                               | 73.02                          |
| Uncontrollable Child          | 16                               | 34                              | 4                               | 237.50                         |
| <b>Total/Weighted Average</b> | <b>79</b>                        | <b>79</b>                       | <b>5</b>                        | <b>106.33</b>                  |

There were 79 child welfare cases filed at the St. James Family Court in the second quarter ended June 30, 2022, the majority of which were childcare and protection cases which accounted for 63 or 79.75%, while cases of uncontrollable child with 16 or 20.25% accounted for the remaining proportion. A total of 79 child welfare cases were disposed of, while 5 became inactive during the quarter. There were 45 childcare and protection cases disposed of during the quarter and 1 became inactive, while 34 uncontrollable child cases were disposed and 4 became inactive. These results led to estimated case clearance rates of 73.02% for childcare and protection cases and 237.50% for uncontrollable child cases, further yielding a weighted average case clearance rate of 106.33%, which satisfies the international standards on this vital metric and is 18.83 percentage points above the corresponding second quarter of 2021 weighted case clearance rate of 87.50%.

### Family matters case activity summary for the St. James Family Court in the second quarter ended June 30, 2022

This section examines case activity for matters classified under the broad category of family matters in the St. James Family Court for the second quarter ended June 30, 2022. Matters falling under this broad case category which are included in this report includes maintenance, custody, legal guardianship, access and declaration of paternity.

**Table 1.0: Summary of Family case activity for cases for the second quarter ended June 30, 2022**

| Case Subtype                  | Number of new cases filed | Number of cases disposed | Number of inactive cases | Case Clearance Rate (%) |
|-------------------------------|---------------------------|--------------------------|--------------------------|-------------------------|
| Maintenance                   | 128                       | 131                      | 2                        | 103.91                  |
| Custody                       | 94                        | 115                      | 2                        | 124.47                  |
| Declaration of Paternity      | 46                        | 56                       | 0                        | 121.74                  |
| Access                        | 20                        | 34                       | 1                        | 175.00                  |
| Legal Guardianship            | 16                        | 2                        | 0                        | 12.50                   |
| Adoption                      | 5                         | 5                        | 0                        | 100.00                  |
| <b>Total/Weighted Average</b> | <b>309</b>                | <b>343</b>               | <b>5</b>                 | <b>112.62</b>           |

The 309 new cases filed at the St. James Family Court in the second quarter ended June 30, 2022, revealed that the largest proportion were maintenance matters with 128 cases or 41.42%. This was followed by 94 or 30.42% which were custody cases and 46 or 14.89% which were cases of declaration of paternity. There were also 20 access cases, 16 legal guardianship cases and 5 adoption cases. A total of 348 cases falling under this broad family category were disposed or became inactive in the quarter. This is broken down into 131 disposed and 2 inactive maintenance cases, 115 disposed and 2 inactive custody cases, 56 disposed declaration of paternity cases, 34 disposed and 1 inactive access cases. There were 5 disposed adoption cases

and 2 disposed legal guardianship cases. This led to an overall estimated weighted average case clearance rate of 112.62% for the broad family case type, led by access cases with 175%, custody cases with 124.47%, declaration of paternity with 121.74%, maintenance with 103.91% and adoption with 100%.

### **Summary of Case Activity for Domestic Violence Cases in the second quarter ended June 30, 2022**

The below subsection provides a basic summary of case activity for Domestic Violence cases filed at the Family Court in St. James for the second quarter ended June 30, 2022.

**Table 1.0: Summary of domestic violence case activity for cases for the second quarter ended June 30, 2022**

| <b>Case Type</b>              | <b>Number of new cases filed</b> | <b>Number of cases disposed</b> | <b>Number of inactive cases</b> | <b>Case clearance rate (%)</b> |
|-------------------------------|----------------------------------|---------------------------------|---------------------------------|--------------------------------|
| Protection Order              | 114                              | 88                              | 1                               | 78.07                          |
| Occupation Order              | 22                               | 17                              | 0                               | 77.27                          |
| <b>Total/Weighted Average</b> | <b>136</b>                       | <b>105</b>                      | <b>1</b>                        | <b>77.94</b>                   |

The data above shows that there was a total of 136 new domestic violence cases filed in the second quarter of 2022 at the St. James Family Court. Of this, 114 were protection order cases and 22 were occupation order cases. A total 106 Domestic Violence cases were either disposed or became inactive during the quarter. There were 88 disposed protection order cases and 1 inactive case, while 17 occupation order cases were disposed. These results led to estimated case clearance rates of 78.07% for protection order cases and 77.27% for occupation order cases,

further yielding a weighted average case clearance rate of 77.94%, which falls below the international standards on this vital metric and is 3.58 percentage points above the corresponding 2021 second quarter weighted case clearance rate of 74.36%.

#### **Summary of case activity for civil matters at the St. James Family Court**

The below subsection provides a basic summary of case activity for civil matters at the St. James Family Court in the second quarter ended June 30, 2022

**Table 1.0: Summary of civil case activity for cases in the second quarter ended June 30, 2022**

| <b>Number of new cases filed</b> | <b>Number of cases disposed</b> | <b>Number of inactive cases</b> | <b>Weighted Case Clearance Rate (%)</b> |
|----------------------------------|---------------------------------|---------------------------------|---|
| 35                               | 31                              | 0                               | 88.57                                   |

The data above shows that there was a total of 35 new civil cases filed in the second quarter June 30, 2022. There was also a total of 31 civil cases which were disposed of in the quarter at the St. James Family Court. This produces an estimated case clearance rate of 88.57%, which is below the international standard and is 2.92 percentage points below the corresponding second quarter of 2021 weighted case clearance rate of 91.49%.

#### **Summary of case activity across all business lines in the second quarter of 222 at the St. James Family Court**

**Table 1.0: Summary of case activity across all business lines in the second quarter ended June 30, 2022**

| <b>Aggregate Number of new cases filed</b> | <b>Number of cases disposed</b> | <b>Number of inactive cases</b> | <b>Weighted Case Clearance Rate (%)</b> |
|--|---------------------------------|---------------------------------|---|
| 592  | 580                             | 12                              | 100                                     |

The above table shows that a total of 592 new cases were filed at the St. James Family Court in the second quarter of 2022, while 580 cases were disposed, and 12 cases became inactive. This produces an estimated weighted case clearance rate of 100% across all the case types in the period. Family division cases with 112.62% had the highest clearance rate, followed by child welfare cases with 106.33%, civil cases with 88.57% and domestic violence cases with 77.94%. Criminal cases had the lowest estimated weighted average clearance rate in the quarter with a rate of 69.70%. The total intake of cases at St. James Family Court for the second quarter of 2022 is 624 cases. Of this number, new cases represent 94.87% of the number of intakes for the quarter.

**Table 2.0: Sampling distribution Enforcement/Post disposal activity for the St. James Family Court for the quarter ended June 30, 2022**

| <b>Post disposal activity/Enforcement</b> | <b>New entries</b> | <b>Inactive matters</b> | <b>Disposed matters</b> | <b>Case Clearance Rate</b> |
|---|--------------------|-------------------------|-------------------------|----------------------------|
| Vary Orders                               | 84                 | 4                       | 63                      | 79.76                      |
| Disobedience of Maintenance               | 44                 | 5                       | 39                      | 100.00                     |
| Warrants of Distress                      | 32                 | 2                       | 7                       | 28.13                      |
| Warrants of Arrest                        | 45                 | 5                       | 28                      | 73.33                      |
| <b>Total/Weighted Average</b>             | <b>205</b>         | <b>16</b>               | <b>137</b>              | <b>74.63</b>               |

Apart from substantive case activity, it is important to note that a combined total of 205 cases entered the enforcement stage (by way of disobedience of maintenance matters, distress and arrest warrants) and the vary orders during the quarter. Of these, 153 either disposed or became inactive in the period, producing a gross case clearance rate of 74.63% on these matters.

### Chapter 3.0: The Trelawny Family Court

This chapter of the document will examine a summary of selected output and performance measurements for matters in the Trelawny Family Court for the second quarter ended June 30, 2022. Such will involve analyses of caseload, case type distribution, case clearance rates for the different business lines of the family court.

#### Case Activity Summary in the Criminal Section (A Division of the Children's Court)

**Table 1.0: Summary of criminal case activity for cases for the second quarter ended June 30, 2022**

| Case Type    | Number of new cases filed | Number of cases disposed | Number of inactive cases | Case clearance rate (%) |
|--------------|---------------------------|--------------------------|--------------------------|-------------------------|
| Committal    | 1                         | 0                        | 0                        | 0.00                    |
| Indictments  | 5                         | 1                        | 0                        | 20.00                   |
| Summary      | 4                         | 0                        | 0                        | 0.00                    |
| <b>Total</b> | <b>10</b>                 | <b>1</b>                 | <b>0</b>                 | <b>10</b>               |

The above table shows that the sample of 10 criminal cases filed at the Trelawny Family Court in the second quarter ended June 30, 2022. Of these, 5 or 50% were indictment matters, 4 or 40% were summary matters, and 1 or 10% were committal matters. There was a total of 1 criminal case disposed during second quarter ended June 30, 2022. This led to an estimated weighted clearance rate of 10% for these types of cases, which is 65 percentage points below the corresponding weighted case clearance rate of 75% recorded in the second quarter of 2021.



### Case Activity on Child Welfare Matters (A Division of the Children's Court)

This section examines case activity for matters classified as child welfare in the Trelawny Family Court for the second quarter ended June 30, 2022. Matters falling under the child welfare subdivision are uncontrollable child and childcare and protection cases.

**Table 1.0: Summary of child welfare case activity for the second quarter ended June 30, 2022**

| Case Type                      | Number of new cases filed | Number of cases disposed | Number of inactive cases | Case Clearance Rate (%) |
|--------------------------------|---------------------------|--------------------------|--------------------------|-------------------------|
| Childcare and protection       | 28                        | 6                        | 0                        | 21.43                   |
| Uncontrollable Child           | 9                         | 0                        | 1                        | 11.11                   |
| <b>Total/ Weighted Average</b> | <b>37</b>                 | <b>6</b>                 | <b>1</b>                 | <b>18.92</b>            |

There were 37 child welfare cases filed at the Trelawny Family Court in the second quarter ended June 30, 2022, the majority of which were childcare protection cases which accounted for 28 or 75.68%, while cases of uncontrollable child with 9 or 24.32% accounted for the remaining proportion. A total of 7 child welfare cases were disposed of or became inactive during the quarter. There were 6 childcare and protection cases which were disposed of during the quarter, while 1 uncontrollable child case became inactive. These results led to estimated case clearance rates of 21.43% for childcare and protection cases and 11.11% for uncontrollable child cases, further yielding a weighted average case clearance rate of 18.92%, which is way below the international standards on this vital metric and is 53.81 percentage points below the corresponding second quarter of 2021 weighted case clearance rate of 72.73%.

### Family matters case activity summary for the Trelawny Family Court in the second quarter ended June 30, 2022

This section examines case activity for matters classified under the broad category of family matters in the Trelawny Family Court for the second quarter ended June 30, 2022. Matters falling under this broad case category which are included in this report includes maintenance, custody, legal guardianship, access and declaration of paternity

**Table 1.0: Summary of Family case activity for cases for the second quarter ended June 30, 2022**

| Case Subtype             | Number of new cases filed | Number of cases disposed | Number of inactive cases | Case Clearance Rate (%) |
|--------------------------|---------------------------|--------------------------|--------------------------|-------------------------|
| Maintenance              | 32                        | 7                        | 3                        | 31.25                   |
| Custody                  | 20                        | 11                       | 2                        | 65.00                   |
| Declaration of Paternity | 10                        | 3                        | 0                        | 30.00                   |
| Access                   | 6                         | 3                        | 2                        | 83.33                   |
| <b>Total</b>             | <b>68</b>                 | <b>24</b>                | <b>7</b>                 | <b>45.59</b>            |

The 68 new cases filed at the Trelawny Family Court in the second quarter ended June 30, 2022 revealed that the largest proportion were maintenance matters with 32 cases or 47.05% of the sample. This was followed by 20 or 29.41% which were custody cases, 10 or 14.70% which were cases of declaration of paternity and 6 cases or 8.82% were access cases. A total of 31 cases falling under this broad family category were disposed or became inactive in the quarter. This is broken down into 7 disposed and 3 inactive maintenance cases, 11 disposed and 2 inactive custody cases, 3 disposed declaration of paternity cases, 3 disposed and 2 inactive access cases. This led to an overall estimated weighted average case clearance rate of 45.59% for the broad family case type, led by access cases with 83.33% and custody cases with 65%. Maintenance and declaration of paternity accounted for 31.25% and 30% respectively.

### **Summary of Case Activity for Domestic Violence Cases in the second quarter ended June 30, 2022**

The below subsection provides a basic summary of case activity for Domestic Violence cases filed at the Family Court in Trelawny for the second quarter ended June 30, 2022.

**Table 1.0: Summary of domestic violence case activity for cases for the second quarter ended June 30, 2022**

| <b>Case Type</b>              | <b>Number of new cases filed</b> | <b>Number of cases disposed</b> | <b>Number of inactive cases</b> | <b>Case clearance rate (%)</b> |
|-------------------------------|----------------------------------|---------------------------------|---------------------------------|--------------------------------|
| Protection Order              | 44                               | 23                              | 9                               | 72.73                          |
| Occupation Order              | 4                                | 0                               | 1                               | 25.00                          |
| <b>Total/Weighted Average</b> | <b>48</b>                        | <b>23</b>                       | <b>10</b>                       | <b>68.75</b>                   |

The data above shows that there was a total of 48 new domestic violence cases filed in the second quarter of 2022 at the Trelawny Family Court. Of this, there were 44 protection order cases and 4 occupation order cases. A total of 33 Domestic Violence cases were either disposed or became inactive in the quarter. This resulted in a weighted average case clearance rate of 68.75%, which is below the international standards on this vital metric and is 27.08 percentage points below the corresponding second quarter of 2021 weighted case clearance rate of 95.83%.

### Summary of case activity for civil matters at the Trelawny Family Court

The below subsection provides a basic summary of case activity for civil matters at the Trelawny Family Court in the second quarter ended June 30, 2022

**Table 1.0: Summary of civil case activity for cases in the second quarter ended June 30, 2022**

| Number of new cases filed | Number of cases disposed | Number of inactive cases | Weighted Case clearance rate (%) |
|---------------------------|--------------------------|--------------------------|----------------------------------|
| 4                         | 2                        | 0                        | 50.00                            |

The data above shows that there was a total of 4 new civil cases filed in the second quarter ended June 30, 2022. There was also a total of 2 civil cases which were disposed of in the quarter at the Trelawny Family Court. This produces an estimated case clearance rate of 50%, which is below the international standard and is 16.67 percentage points above the corresponding second quarter of 2021 weighted case clearance rate of 33.33%.

### Summary of case activity across all business lines in the second quarter of 2022 at the Trelawny Family Court

**Table 1.0: Summary of case activity across all business lines in the second quarter ended June 30, 2022**

| Aggregate Number of new cases filed | Number of cases disposed | Number of inactive cases | Weighted Case Clearance Rate (%) |
|-------------------------------------|--------------------------|--------------------------|----------------------------------|
| 167                                 | 56                       | 18                       | 44.31                            |

The above table shows that a total of 167 new cases were filed at the Trelawny Family Court in the second quarter of 2022, while 56 cases were disposed, and 18 cases became inactive. This produces an estimated weighted case clearance rate of 44.31% across all the case types in the second quarter of 2022, which is 26.58 percentage points below the corresponding second

quarter of 2021 weighted case clearance rate of 70.89%. Domestic violence cases with 68.75% had the highest clearance rate, followed by civil cases with 50%, family division cases with 45.59% and child welfare cases with 18.92%. Criminal cases had the lowest estimated weighted average clearance rate in the quarter with a rate of 10%.

**Table 2.0: Sampling distribution on Enforcement/Post disposal activity for the Trelawny Family Court for the Quarter ended June 30, 2022**

| <b>Post disposal activity/Enforcement</b> | <b>New entries</b> | <b>Inactive matters</b> | <b>Disposed matters</b> | <b>Case Clearance Rate</b> |
|---|--------------------|-------------------------|-------------------------|----------------------------|
| Vary Orders                               | 16                 | 4                       | 4                       | 50.00                      |
| Disobedience of Maintenance               | 5                  | 0                       | 0                       | N/A                        |
| Warrants of Distress                      | 24                 | 0                       | 1                       | 4.17                       |
| Warrants of Arrest                        | 27                 | 0                       | 12                      | 44.44                      |
| <b>Total/Weighted Average</b>             | <b>72</b>          | <b>4</b>                | <b>17</b>               | <b>29.17</b>               |

Apart from substantive case activity, it is important to note that a combined total of 72 cases entered the enforcement stage (by way of disobedience of maintenance matters, distress and arrest warrants) and the vary orders during the quarter. Of these, 21 cases either disposed or became inactive in the period, producing a gross case clearance rate of 29.17% on these matters.

## Aggregate Case Activity Summary

Aggregate case flow performance estimates for the second quarter ended June 30, 2022

| Family Court                  | Number of new cases | Gross Number of disposed cases | Gross number of Inactive cases | Weighted Average Case Clearance Rate (%) |
|-------------------------------|---------------------|--------------------------------|--------------------------------|--|
| Corporate Area Family Court   | 741                 | 609                            | 50                             | 88.93                                    |
| St. James Family Court        | 592                 | 580                            | 12                             | 100                                      |
| Trelawny Family Court         | 167                 | 56                             | 18                             | 44.31                                    |
| <b>Total/Weighted Average</b> | <b>1500</b>         | <b>1245</b>                    | <b>80</b>                      | <b>88.33</b>                             |

The above table provides a summary of aggregate case activity across the featured specialized Family Courts in the second quarter of 2022. It shows that a total of 1500 new cases were filed in these courts, while 80 became inactive and 1245 were disposed, leading to an estimated weighted case clearance rate of 88.33%. The St. James Family Court recorded the highest overall weighted case clearance rate among the featured courts with 100%, followed by the Corporate Area Family Court with 88.93%.

## Conclusion

This report featured the specialized Family Courts of Kingston and St. Andrew (Corporate Area), Trelawny and the St. James Family Courts. Together, these specialized family courts registered a commendable overall case clearance rate of 88.33%, representing a 42.82 percentage points decline when compared to the overall rate in the previous year. The rates ranged from a high of 100% in the Kingston and St. James Family Court to a low of 44.31% in the Trelawny Family Court. The Chief Justice has set a target for the Jamaican courts to achieve a court-wide case clearance rate of 130% over the next 4-5 years. Achieving this rate will ensure that the net case backlog rate in the court system is reduced to under 5%. Specific targeted case clearance rates have been established for the individual courts and business lines throughout the Jamaican court system, including the Family Court. The Western Regional Family Courts need to attain an overall case clearance rate of 117% by 2025 in order to achieve a sustainable net case backlog rate of under 5% while the Kingston and St. Andrew Family Courts have a target of 119.14% by that time and the Trelawny Parish Court should attain a rate of 111.24%. Based on the results observed over the past seven consecutive quarters, there is a relatively high probability that the specialized Family Courts will attain their targets before 2025, creating a near backlog free situation. The overall net backlog rate in the specialized family courts is currently below 10%. One important metric that bears a direct correlation with the case clearance rate is the courtroom utilization rate. The specialized Family Courts enjoy comparatively strong courtroom utilization which partly explains their consistently strong case clearance rates. In the second quarter of 2022 for example, the Kingston and St. Andrew Parish Courts registered a courtroom utilization of roughly 82.07%, which is over 22 percentage points higher than the court-wide average.

The specialized family courts appear to be well poised to meet the key quantitative targets set out by the Chief Justice as part of the judiciary's strategic plan for the next few years, thus contributing to positioning the Jamaican court system among the best in the region and the world.



## Glossary of Terms

**Sampling Distribution:** A sampling distribution of a given population is the distribution of frequencies of a range of outcomes that could possibly occur for a statistic of a population. A population is the entire pool from which a statistical sample is drawn.

**Clearance rate:** The ratio on incoming to outgoing cases or of new cases filed to cases disposed, regardless of when the disposed cases originated. For example, in a given Term 100 new cases were filed and 110 were disposed (including cases originating before that Term) the clearance rate is  $110/100$  or 110%. A distinction is sometimes made between the gross and net case clearance rates. The simple difference is that the net rate completely excludes inactive cases from its computation while the gross rate does not.

**Note:** The clearance rate could therefore exceed 100% but the disposal rate has a maximum value of 100%.

A persistent case clearance rate of less than 100% will eventually lead to a backlog of cases in the court system. The inferred international benchmark for case clearance rates is an average of 90%-110 annualized. This is a critical foundation to backlog prevention in the court system.<sup>1</sup>

**Disposal rate:** As distinct from clearance rate, the disposal rate is the proportion of new cases filed which have been disposed in a particular period. For example, if 100 new cases are filed in a particular Term and 80 of those cases were disposed in said Term, then the disposal rate is 80%. A distinction is sometimes made between the gross and net case disposal rates. The simple difference is that the net rate completely excludes inactive cases from its computation while the gross rate does not.

**Note:** A persistent case clearance rate of less than 100% will eventually lead to a backlog of cases in the court system.<sup>ii</sup>

**Trial/hearing date certainty:** This is the proportion of dates set for trial or hearing which proceed without adjournment. For example, if 100 trial dates are set in a particular Term and 40 are adjourned, then the trial certainty rate would be 60%. The international standard for this measure is between 92% and 100%.

**Courtroom utilization rate:** The proportion of courtrooms in full use on a daily basis or the proportion of hours utilized in a courtroom on a daily basis. The international standard for this rate is 100%.

**Case congestion rate:** The ratio of pending cases to cases disposed in a given period. It is an indication of how fatigued a court is, given the existing state of resources and degree of efficiency. A case congestion rate of 150% for example, is an indication that given the resources currently at a court's disposal and its degree of efficiency, it is carrying 1.5 times its capacity.

**Case File Integrity Rate:** Measures the proportion of time that a case file is fully ready and available in a timely manner for a matter to proceed. Hence, any adjournment, which is due to the lack of readiness of a case file or related proceedings for court at the scheduled time, impairs the case file integrity rate. The international benchmark for the case file integrity is 100%

**Standard deviation:** This is a measure of how widely spread the scores in a data set are **around** the average value of that data set. The higher the standard deviation, the higher the variation of

the raw scores in the data set, from the average score. A low standard deviation is an indication that the scores in a data set are clustered around the average.

**Outlier:** An outlier is a value that is too small or too large, relative to the majority of scores/trend in a data set.

**Skewness:** This is measure of the distribution of scores in a data set. It gives an idea of where the larger proportion of the scores in a data set can be found. Generally, if skewness is positive as revealed by a positive value for this measure, this suggests that a greater proportion of the scores in the data set are at the lower end. If the skewness is negative as revealed by a negative value for this measure, it generally suggests that a greater proportion of the scores are at the higher end. If the skewness measure is approximately 0, then there is roughly equal distribution of scores on both the higher and lower ends of the average figure.

**Range:** This is a measure of the spread of values in a data set, calculated as the highest minus the lowest value. A larger range score may indicate a higher spread of values in a data set.

**Case backlog:** A case that is in the court system for more than two years without disposition.

**Case backlog:** A case that is in the court system for more than two years without disposition. The **gross backlog rate** measures the proportion of all cases filed within a given period which remain unresolved for a period of over two years. The **net backlog rate** on the other hand measures the proportion of active cases filed in a given period which are unresolved for over two years.

**Percentile Rank:** This refers to the percentage of scores that are equal to or less than a given score. Percentile ranks, like percentages, fall on a continuum from 0 to 100. For example, a percentile rank of 45 indicates that 45% of the scores in a distribution of scores fall at or below the score at the 35th percentile.

Percentile ranks are useful when you want to quickly understand how a particular score compares to the other scores in a distribution of scores. For instance, knowing a court disposed 300 cases in a given period doesn't tell you much. You don't know how many case disposals were possible, and even if you did, you wouldn't know how that court's score compared to the rest of the courts. If, however, you were told that the court scored at the 80th percentile, then you would know that this court did as well or better than 80% of the courts in case disposals.

**Difference between percentage and percentile changes:** The difference between percentage and percentage points, the latter is strictly used to compare two percentages, for example, if the clearance rate in 2018 was 89% and the clearance rate in 2019 is 100%, then the appropriate expression to compare these would be "an 11 percentage points increase". However, if we are comparing two absolute numbers, say, 1000 cases were disposed in 2018, and 1500 in 2019, then there would be a 50% increase in cases disposed.

**Weighted Average:** Weighted average is a calculation that takes into account the varying degrees of significance of the groups or numbers in a data set. In calculating a weighted average for a particular variable, the individual scores or averages for each group are multiplied by the weight or number of observations in each of those groups, and summed. The outcome is then divided by the summation of the number of observations in all groups combined. For example, if we wish to calculate the weighted average clearance rate for the parish courts, the product of the

clearance rate and number of cases for each court are computed, added, and then divided by the total number of cases across all the parish courts. This means that a court with a larger caseload has a greater impact on the case clearance rate than a smaller court.

A weighted average can be more accurate than a simple average in which all numbers in a data set are assigned an identical weight.

**Continuance and Adjournment:** In a general sense, any delay in the progression of a hearing in which a future date/time is set or anticipated for continuation is a form of adjournment. However, in order to make a strict distinction between matters which are adjourned for procedural factors and those which are generally avoidable, court statistics utilizes the terms ‘continuance’ and ‘adjournment’. Here, ‘continuance’ is used strictly to describe situations in which future dates are set due to procedural reasons and ‘adjournments’ is used to describe the circumstances in which future dates of appearance are set due to generally avoidable reasons. For example, adjournments for another stage of hearing, say from a plea and case management hearing to a trial hearing or from the last date of trial to a sentencing date are classified as ‘continuance’ but delays for say, missing or incomplete files, due to outstanding medical reports or attorney absenteeism are classified as ‘adjournments’. Adjournments as defined in this document have an adverse effect on hearing date certainty rates but continuances do not.

*Source:*

<http://courts.mi.gov/Administration/SCAO/Resources/Documents/bestpractice/BestPracticeCaseAgeClearanceRates.pdf>

<sup>i</sup> *Source:*

<http://courts.mi.gov/Administration/SCAO/Resources/Documents/bestpractice/BestPracticeCaseAgeClearanceRates.pdf>

