

Family Courts of Jamaica
The Chief Justice's Second Quarter Statistics Report
(Corporate Area Family Court, the Trelawny Family Court and the Western Regional Family Courts)

	APRIL TO JUNE HIGHLIGHTS	
	<u>2021</u>	<u>2020</u>
Gross Case Clearance Rate (%)	130.15	98.49
Net backlog rate (%)	8.92	10.34

Prepared by: The Court Statistics Unit with the support of the IT Unit, Supreme Court of Jamaica Kings Street, Kingston.

TABLE OF CONTENTS

Executive Summary	3
Introduction	5
Methodology.....	7
Chapter 1.0: The Corporate Area Family Court.....	9
Chapter 2.0: The St. James Family Court	48
Chapter 3.0: The Westmoreland Family Court.....	54
Chapter 4.0: The Hanover Family Court	59
Chapter 4.0: The Trelawny Family Court	64
Aggregate case activity summary.....	69
Conclusion.....	70
Glossary of Terms	72

Executive Summary

The specialized family courts in Jamaica continued a trend of excellent output in the second quarter of 2021 and in so doing is poised to make a strong contribution towards the realization of several key quantitative targets set out by the Honourable Chief Justice as part of the objective for the Jamaican judiciary to become one of the best performing court systems in the world over the next few years. Accomplishing such a goal will pivot the court system more firmly towards inspiring public confidence and in contributing immensely to creating the environment for business, investment and broader economic buoyancy.

There were 2040 new cases filed at the five specialized family courts included in this report, namely the Corporate Area Family Court, Trelawny and the three Western Regional Family Courts of St. James, Hanover and Westmoreland. The St. James location accounted for the largest share of these new cases filed with 613 or 30.05%, followed by the Corporate Area with 534 or 26.18% and Westmoreland with 516 or 25.29%. The Family Courts of Hanover and Trelawny with 10.73% and 7.75% of the new cases filed in the quarter accounted for the lowest shares. The Corporate Area Family Court accounted for the largest share of cases disposed in the quarter, followed by St. James and Westmoreland.

On the matter of the case clearance rate which is one of the most critical measures of court performance, from which several metrics stem, the Corporate Area Family Court was the leader for the quarter, netting an impressive 130.15%, followed by the St. James Family Court with 96.41%. The Hanover and Westmoreland Family Courts rank next with rates of 90.41% and 79.07% respectively. The Trelawny Family Court with a rate of 70.89% rounds off the list.

The estimated net case backlog rate across the specialized family courts is computed to be around 8.92%, which is 3.92 percentage points above the maximum targeted figure set out by the Chief Justice. A net case backlog rate of 5% or less is highly desirable and reflective of court operating at near optimality in its movement of cases. At the current impressive rate of case clearance, it is anticipated that the family courts will be able to achieve a net case backlog rate of under 5% within the next 12 months.

The Family Courts as a whole continue to face challenges with delay factors such as the absenteeism of applicants and respondents for hearings as well as due to outstanding DNA results, among other factors. Strengthening the case management apparatus of these courts as well as greater levels of cooperation and efficiency from external parties and stakeholders will be useful in reducing the general incidence of delays going forward.

Aggregate case flow performance estimates for the second quarter ended June 30, 2021

Family Court	Number of new cases	Gross Number of disposed cases	Gross number of Inactive cases	Weighted Average Case Clearance Rate (%)
Corporate Area Family Court	534	629	66	130.15
Hanover Family Court	219	198	0	90.41
St. James Family Court	613	566	25	96.41
Westmoreland Family Court	516	395	13	79.07
Trelawny Family Court	158	81	31	70.89
Total/Weighted Average	2040	1869	135	98.24

The above table provides a summary of aggregate case activity across the featured specialized Family Courts in the second quarter of 2021. It shows that a total of 2040 new cases were filed in these courts, while 135 became inactive and 1869 were disposed, leading to an estimated weighted case clearance rate of 98.24%. The Corporate Area Family Court recorded the highest overall weighted case clearance rate among the featured courts with 130.15%, followed by the St. James Family Court with 96.41%.

Introduction

In recent years, an electronic data capture system has been implemented in the specialized Family Courts of the Corporate Area and the Western Regional Family Courts (comprising St. James, Westmoreland and Hanover) to promote efficient data collection and statistical reporting as well as improved case management practices. The system, now nearly perfected, is the foundation for the production of this statistics report on these specialized Family Courts, detailing a range of case related activities in the second quarter of 2021. The specialized family courts are quite unique within the Jamaican court system, carrying out an array of functions on daily basis – in many ways functioning as a ‘one-stop shop.’ Among the primary functions carried out are on site counselling, filtering matters to offsite counselling locations, extensive open court hearings and adjudication and facilitating wide-ranging operational logistics involving the collection of payments and pay-outs for matters such as maintenance. The specialized Family Courts also tends to a number of distinct case types/macro business units, namely criminal, civil, domestic violence, family which includes maintenance, custody, adoption, declaration of paternity, guardianship and child welfare which includes childcare and protection and uncontrollable child. The criminal division and child welfare together make up the primary activities in the Children’s

Court. This report primarily focusses on open court activity for the named specialize courts. According to the Judicature Family Court Act, the primary purpose of the Family Court is to prevent the breakdown of families and where this may be unavoidable to ensure that the welfare of its members and in particular children is safeguarded. The plethora of functions, both judicial and administrative which are performed by the Family Courts are therefore not surprising. In explaining the structure of the handling of family matters in the Jamaican court system, the Judicature (Family Court) Act of 1975 outlines that:

Matters concerning the family of which our statute laws take cognizance are adoption, custody, maintenance, affiliation, juveniles in need of care and attention, juvenile offenders and divorce...the Resident Magistrate's Court (now parish courts) have jurisdiction in adoption, maintenance and affiliation. These courts along with the Supreme Court hear and determine matters relating to custody and guardianship. The law relating to juveniles in need of care and protection and to offending juveniles is principally administered by the Juvenile Courts, whilst the Supreme Court exercises exclusive jurisdiction in divorces.

The Family Courts are indeed an important part of the fabric of the justice sector and nation building and statistical reporting of this nature will contribute positively to the productivity of this court and improve the public's understanding and appreciation of its role and provisions. Together, these throughputs will redound to the benefit of the Jamaican society in both the long and short runs. It of note that the newly formed specialized Family Court in Chapleton, Clarendon are not included in this report but will appear in later reports in future reports.

Structure of Report

This 2021 second quarter statistics report is subdivided into four primary chapters, the second focussing extensively on open court operations at the Corporate Area Family Court, followed by

summary measures on the three specialized family courts in the Western Region, namely St. James, Westmoreland and Hanover and also the Trelawny Family Court.

Disclaimer

The numbers that are reflected in the case activity summary in the annual report may vary slightly from those quoted in the individual quarterly reports throughout the year due to occasional constraints with timely access to all records and other mitigating factors. Methodological adjustments may also result in slight variations in comparative figures across periods.

Methodology – Generating Court Statistics in Jamaica

Guaranteeing the reliability and validity of the data used to produce the periodic statistical reports for the Jamaican Courts is of utmost importance as we seek to produce a data driven enterprise for policymaking and operational decisions. As a result, a robust and verifiable system of data production has been created in both the parish court and the Supreme Court jurisdictions. At the parish courts, a data capture system for criminal matters, called the CISS (Case Information Statistical System) has been operational in several courts for the past 3-5 years. This system captures a wide range of data on the progression of criminal cases from initiation to disposition and is manned by at least one dedicated Data Entry Officer Statistical Officer in each court. These officers update the system on a daily basis so that the data produced is as close as possible to real time. The electronic data sheets for each parish court are then validated and backed-up to the network at the end of each month and the data submitted to a centralized, secure medium for processing by the Statistical Unit of the Supreme Court. A data validation mechanism is in place to periodically sample case files in all parish courts and the Divisions of the Supreme Court.

A representative sample of case files are taken in each case and crosschecked against the electronic data to detect and eliminate errors of omission and commission.

The Court Statistics Unit at the Supreme Court produces various quarterly and annual court reports which are published on the websites of the Supreme Court and the Parish Courts; however, interim data required by stakeholders may be requested through the Office of the Chief Justice.

Chapter One: Case Activity in the Criminal Section (Corporate Area Family Court)

Case Activity in the Criminal Division (A Division of the Children’s Court)

Section 1.0: An analysis of Criminal Case Activity in the Family Courts in the second quarter of 2021

This chapter of the document will examine a range of output and performance measurements for criminal matters in the Family Court for the second quarter ended June 30, 2021. Such will involve analyses of caseload, case type distribution, case clearance rates and disposal rates as well references to the case backlog rate and on-time case-processing rate among other metrics.

Table 1.0a: Sampling distribution of the status of charges handled at the Corporate Area Family Court in the second quarter ended June 30, 2021

Number of charges handled	Number of active charges	Number of disposed charges	Number of inactive charges
334	211	103	20

The above table shows a sampling distribution of 334 criminal charges that were handled at the Corporate Area Family Court in the second quarter of 2021. A decrease of 89 charges or 21.04% when compared to the 423 charges recorded in the second quarter of 2020. At the end of the quarter, 211 matters or 63.17% were still active. A matter is considered inactive when no future court date is set, as is typically the case with warrant matters. 20 or 5.99% of these charges originating was inactive at the end of the second quarter, while 103 or 30.84% were disposed.

Table 1.0b: Sampling distribution of the status of cases handled at the Corporate Area Family in the second quarter ended June 30, 2021

Number of individual cases filed	Number of active cases	Number of cases disposed	Number of inactive cases
174	109	55	10

The above table provides a sampling distribution of the case activity corresponding to the charges in the previous table. A sample of 174 criminal cases handled at the Corporate Area Family Court in the second quarter of 2021 is shown, 102 or 36.96% below the 276 cases recorded in the second quarter of 2020. Of the 174 new cases handled, 109 were still active at the end of the quarter, 55 were disposed and 10 were inactive. There was a ratio of one case to 1.92 charges handled in the second quarter of 2021. In other words, for every 100 cases handled, there were 192 charges. There was a ratio of 1 case to 1.53 charges recorded in the second quarter of 2020.

Table 1.0c: Distribution of cases statuses for criminal cases filed at the Corporate Area Family Court in the second quarter ended June 30, 2021

Number of new cases filed	Number of active cases	Number of inactive cases	Number of disposed cases	Case disposal rate (%)	Case clearance rate (%)
54	44	3	7	18.52	120.37

The above table provides a summary of the distribution of case statuses for criminal cases filed at the Corporate Area Family Court in the second quarter of 2021. Of the 54 new criminal cases filed at this court, 44 were still active at the end of the quarter, while 7 were disposed and 3 were inactive. This resulted in an estimated case disposal rate of 18.52% for criminal cases filed, a 0.83

percentage point decline when compared to the 19.35% recorded in the second quarter of 2020.

A more robust measurement of the productivity of cases handled in any court is the case clearance rate, which provides a ratio of all cases disposed to the new cases filed in a given period.

The data presented in table 1.0b suggests that a total of 65 criminal cases were either disposed or became inactive in the second quarter, resulting in a clearance rate of 120.37%, which is a 118.34 percentage point decline when compared to the second quarter of 2020.

Table 2.0: Sampling distribution of case types for criminal charges filed at the Corporate Area Family Court for the second quarter ended June 30, 2021

Case Type	Frequency	Percentage (%)
Committal Proceedings	38	34.86
Summary	33	30.28
Indictments	24	22.02
Petty Sessions	14	12.84
Total	109	100

The above table shows that the largest proportion of the sample of 109 criminal charges filed at the Corporate Area Family Court in the second quarter of 2021. Of these, 38 or 34.86% were committal proceedings, 33 or 30.28% were summary matters and 24 or 22.02% were Indictments. Petty Sessions with 14 or 12.84% accounted for the lowest proportion of the sample of criminal charges in in the quarter ended June 30, 2021.

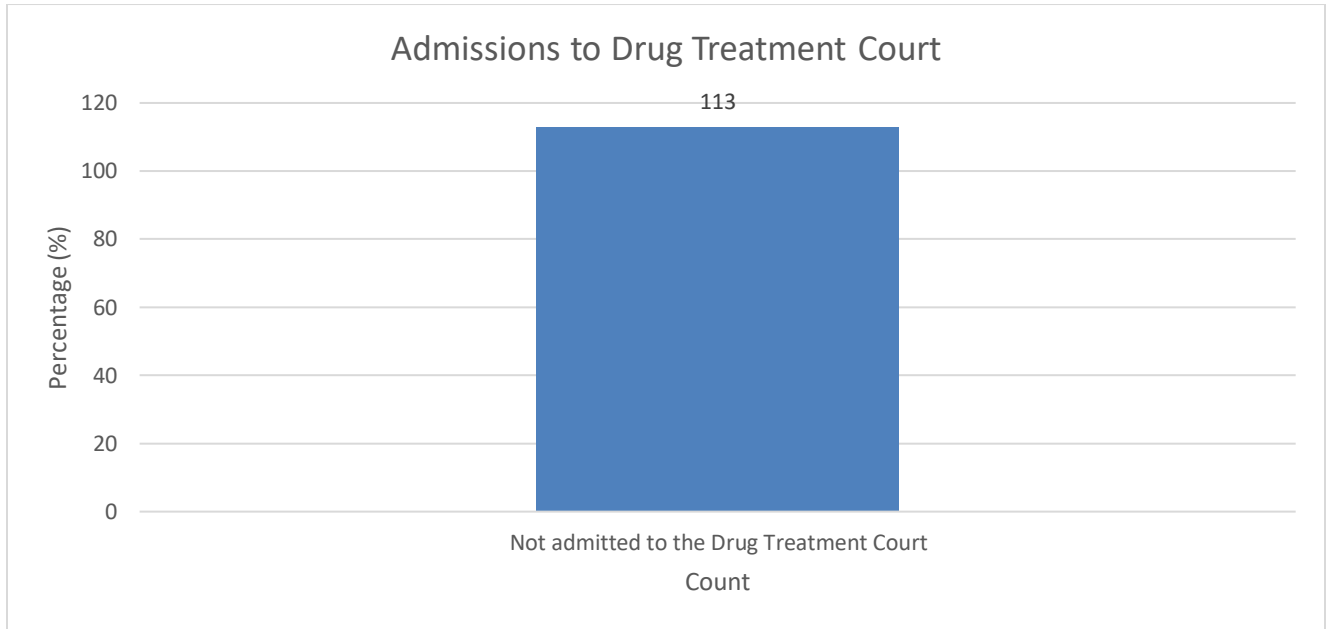
Table 3.0: Sampling distribution of the top five reasons for adjournment/continuance for the second quarter ended June 30, 2021

Reason for adjournment/continuance	Frequency	Percentage (%)
Social enquiry report requested	35	15.28
Subpoena investigating officer	16	6.99
Subpoena	15	6.55
Statement outstanding	10	4.37
Other	92	40.17
Sub-total	168	73.36

Total number of adjournments/continuances observed (N) = 229

The above data highlights the sampling distribution of the five leading reasons for adjournment/continuance for criminal cases heard during the second quarter ended June 30, 2021, at the Corporate Area Family Court. Aside from the reasons of adjournment pooled under the category 'other methods', it is seen that social enquiry report requested with 35 or 15.28% of the sample rank next among the causes of delay in the progression of criminal of cases at this court. Subpoena investigating officer accounted for 16 or 6.99%, subpoena with 15 or 6.55% and statement outstanding with 10 or 4.37% round off the list. The reasons for adjournment listed above account for 73.36% of the sample of 229 delay factors. The reason for adjournment provides critical insights into the range of both external and internal factors which explain delay in case progression. They therefore constitute an important part of computing the trial date certainty rates, which are central measures of court activity.

Chart 1.0: Sampling distribution of Referrals to the Drug Treatment Court



The above chart shows that from a sample of 113 children involved in matters in the Children’s Court in the second quarter of 2021, none of which were admitted to the Drug Treatment Court. The proportion of admissions into the Drug Treatment Court provides an indication of the complexity of the dynamics involved in some cases, which in turn has implications for the times taken to dispose of such cases.

Table 4.0: Sampling distribution of mention court frequency for the second quarter ended June 30, 2021

Descriptive Statistics (months)

Number of observations	293
Mean	2.83
Std. Error of Mean	.159
Median	2.00
Mode	1
Std. Deviation	2.728
Skewness	2.622
Std. Error of Skewness	.142
Range	17
Minimum	1
Maximum	18

The above table displays the descriptive statistics on mention court frequency for 293 criminal matters at the Corporate Area Family Court in the second quarter of 2021. It is seen that the average number of mentions per case is roughly 2.83, an indication that for every 10 cases there were 28 mentions. The median number of mentions was 2, and impressively the mode was 1. The maximum number of mentions per matter in the quarter was 18, while the minimum was 1 mention. The moderate standard deviation is an indication that there was some amount of variation in the mention court frequency of individual cases around the average incidence. The positive skewness is an indication that a larger proportion of the scores in the data set fell below the average mention court frequency; a result that is not surprising considering that the modal number of mentions is 1. The result is within the prescribed maximum rate 5 mentions per case, based on international best practices.

Table 5.0: Sampling distribution of methods of disposition for the second quarter ended June 30, 2021

Method of Disposition	Frequency	Percentage (%)
Transferred	16	16.16
Committed to Circuit	13	13.13
Granted	10	10.10
Mediated settlement	4	4.04
Not Guilty	1	1.01
Other	55	55.56
Total	99	100.0

The above table summarizes the methods of disposition for a sample of 99 criminal charges disposed in the second quarter of 2021. Aside from the methods of disposition pooled under the category “other methods”, it is seen that matters transferred to another court with 16 or 16.16% accounts for the largest method of disposition in the quarter. Matters committed to circuit with 13 or 13.13% and applications granted with 10 or 10.10% of the sample rank next. Mediated settlements accounted for 4 or 4.04% of the sample and not guilty verdict with 1.01% account for the remaining proportion.

Table 6.0a: Sampling distribution of times to disposition for the second quarter ended June 30, 2021

Descriptive statistics (in days)

Number of observations	95
Mean	184.20
Std. Error of Mean	18.010
Median	98.00
Mode	98
Std. Deviation	175.537
Skewness	1.233
Std. Error of Skewness	.247
Range	730
Minimum	4
Maximum	734

The above descriptive statistics provide a summary of the time taken to dispose of a sample of 95 matters resolved in the second quarter of 2021. It is seen that the average time taken to dispose of these cases was roughly 184 days or 6.1 months, while the median time and the most frequently occurring time to disposition in the quarter (mode) were both 98 days. The relatively large standard deviation suggests that there is a fairly wide variation in the individual times, while the positive skewness suggests that a significant portion of the times to disposition in the data set fell below the overall average time to disposition. The maximum time taken to dispose of these cases was roughly 734 days or 2.01 years and the minimum was 4 days.

Case Demographics

Table 1.0: Sampling distribution of the leading offences filed at the Corporate Area Family Court in the second quarter ended June 30, 2021

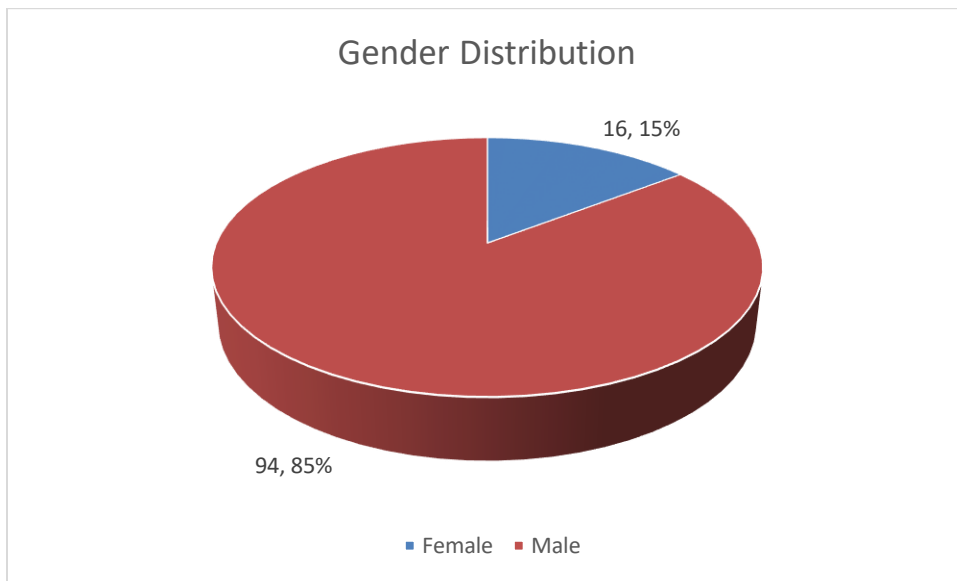
Type of offence	Frequency	Percentage (%)
Breach of Curfew Order	10	9.52
Grievous sexual assault	10	9.52
Unlawful wounding	10	9.52
Offensive Weapon	9	8.57
Assault occasioning Bodily Harm	6	5.71
Indecent assault	6	5.71
Sub-Total	51	48.55

Sample size= 105

The above table provides a summary of the most frequently occurring charges filed in the second quarter of 2021 at the Corporate Area Family Court. Of a sample of 105 offences filed in the second quarter, it is seen that matters of breach of the curfew order, grievous sexual assault and unlawful wounding each accounted for 10 or 9.52%. This was followed by offensive weapon with 9 or 8.57% of the sample. Assault occasioning bodily harm and indecent assault with 6 or 7.89% each ranked next. Of the leading charges listed in the table above, grievous sexual assault,

unlawful wounding and offensive weapon had the highest proportion of male offenders with 100%, while breach of the curfew order had the highest proportion of female offenders also with 43% of the sample.

Chart 1.0: Distribution of offences by gender for the second quarter ended June 30, 2021



The above chart shows the distribution of offences filed by gender, using a sample of 110 matters. Males account for the overwhelming proportion of matters with 94 or 85% of the sample, while females accounted for the remaining 15% of matters filed.

Table 2.0: Sampling distribution of the leading charges by gender in the second quarter ended June 30, 2021

Charges	Male		Female		Total
	Count	%	Count	%	
Grievous sexual assault	10	100	0	0	10
Unlawful Wounding	10	100	0	0	10
Offensive Weapon	9	100	0	0	9
Breach of Curfew Order	4	57	3	43	7
Assault occasioning Bodily Harm	5	83	1	17	6
Indecent Assault	6	100	0	0	6
Assaulting a constable	3	60	2	40	5
Sexual intercourse with a person under 16	5	100	0	0	5
Buggery	4	100	0	0	4
Resisting arrest	3	75	1	25	4

The above table summarizes a sampling distribution of the leading charges filed by gender at the Corporate Area Family Court in the second quarter of 2021. Males are especially dominant with the charges of grievous sexual assault, unlawful wounding, indecent assault, sexual intercourse with a person under 16, buggery and offensive weapon all accounting for all the matters. As it relates to females charged, the charge with the highest frequencies were breach of the curfew order and assaulting a constable.

Table 3.0: Descriptive statistics on the age of offenders for the second quarter ended June 30, 2021

Descriptive statistics (in years)

Number of observations	84
Mean	15.7738
Std. Error of Mean	.27745
Median	16.0000
Mode	17.00
Std. Deviation	2.54289
Skewness	-2.280
Std. Error of Skewness	.263
Range	26.00
Minimum	.00
Maximum	26.00

The above descriptive statistics provide a statistical summary of the ages of persons charged in a sample of 84 criminal matters handled in the second quarter of 2021. It is seen that the overall average age is roughly 15.77 years. The oldest person charged was 26 years and the youngest is less than a year. The median age was 16 years and modal age was 17 years old. The relatively small standard deviation is an indication that the ages of persons charged did not vary widely from the overall mean age, however, the negative skewness is an indication that there were decidedly more scores in the dataset which are above the overall mean.

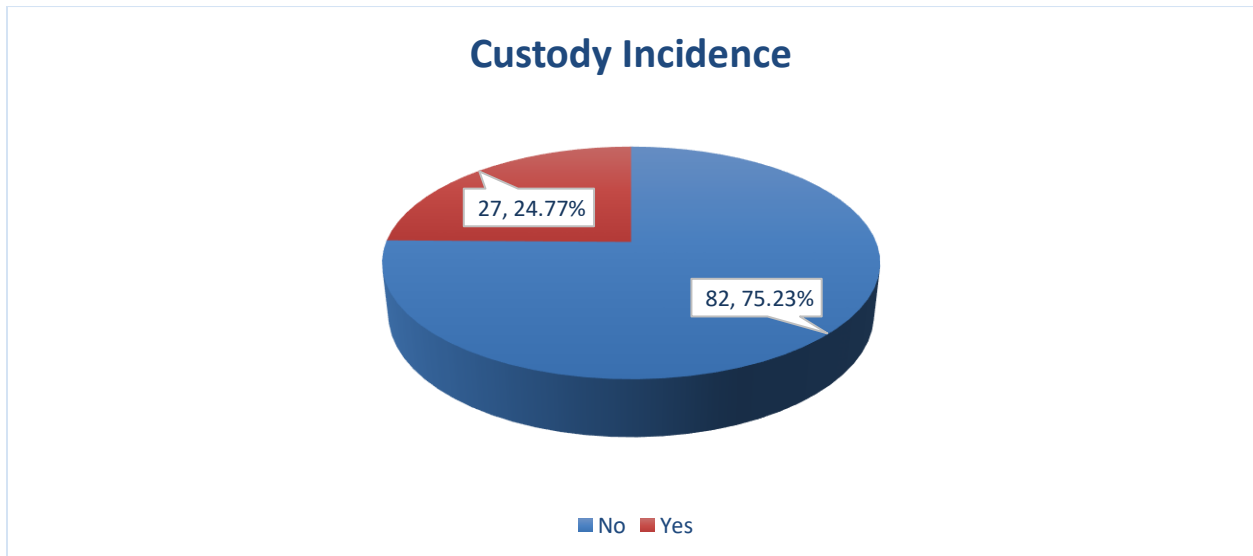
Table 4.0: Courtroom/outstation distribution for new matters heard in the second quarter ended June 30, 2021

Courtroom/Outstation	Frequency	Percentage (%)
Children's Court	116	100
Total	116	100

It is shown in the above table that all criminal cases heard at the Corporate Area Family Court in the second quarter of 2021 took place in the Children’s Court. Of the 116 matters heard in Children’s Court, 1 matter was disposed in courtroom number 3.

Table 5.0: Sampling distribution of Custody incidence for new matters filed in the second quarter ended June 30, 2021

Custody Status	Frequency	Percentage (%)
No	82	75.23
Yes	27	24.77
Total	109	100



A sample of 109 juveniles brought before the Corporate Area Family Court for criminal proceedings in the second quarter of 2021 revealed that the majority 82 or 75.23%, were not taken into custody, while the remaining 27 or 24.77% were taken into custody.

Section 2.0: Case Activity in the Child Welfare Matters (A Division of the Children’s Court)

This section examines case activity for matters classified as child welfare in the Corporate Area Family Court in the second quarter of 2021. Matters classified under the general case type category classified as child welfare includes uncontrollable child and childcare and protection.

Table 1.0: Distribution of Child Welfare matters handled at the Corporate Area Family Court in the second quarter ended June 30, 2021

Number of matters handled	Matters active	Matters disposed	Inactive matters
109	61	46	2

The above table details the outcome of 109 Child Welfare matters, which were handled by the Family Court in the Corporate Area in the second quarter of 2021. At the end of the quarter, 61 matters were still active and 46 were disposed. The remaining 2 matters were inactive at the end of the quarter.

Table 2.0a: Distribution of new Child Welfare cases filed at the Corporate Area Family Court in the second quarter ended June 30, 2021

Number of new cases filed	Active cases	Disposed cases	Inactive cases	Case Disposal Rate (%)
33	27	6	0	18.18

The above data shows a sample of 33 child welfare cases handled at the Corporate Area Family Court in the second quarter of 2021 is shown, 4 cases or 20.69% above the 29 cases recorded in the second quarter of 2020. Of this, 6 were disposed, 0 were inactive and 27 were still active at the end of the quarter. This produced a case disposal rate of 18.18% for these types of cases,

which is 9.41 percentage points less than the disposal rate recorded in the corresponding second quarter of 2020.

2.0b: Clearance rate summary for the Corporate Area Family Court for the second quarter ended June 30, 2021

New Child Welfare cases filed	Gross number of inactive cases	Gross number of disposed cases	Case clearance rate (%)
33	2	40	127.27

The above Table shows that there was an aggregate of 42 child welfare cases disposed in the second quarter of 2021 at the Corporate Area Family Court, 40 of which were disposed, and 2 cases became inactive. This produced a case clearance rate of 127.27% which exceeds the international standard but is 17.56 percentage points less than the clearance rate recorded in the corresponding second quarter of 2020.

Table 3.0: Sampling distribution of the types of Child Welfare matters filed in the second quarter ended June 30, 2021

Types of cases	Frequency	Percentage (%)
Child Care and Protection	31	93.94
Uncontrollable Child	2	6.06
Total	33	100.0

A sample of 33 child welfare matters filed in the second quarter of 2021 revealed that majority of cases filed were childcare and protection matters with 31 or 93.94% of the sample, while matters of uncontrollable child with 2 or 6.06% accounted for the remaining proportion.

Table 4.0: Reasons for adjournment/continuance for Child Welfare matters heard in the second quarter ended June 30, 2021

Reasons for adjournment/continuance	Frequency	Percentage (%)
Adjournment for Institutional Reports	31	49.21
Social Enquiry Report Outstanding	14	22.22
Other	8	12.70
Adjourned for psychiatric evaluation	3	4.76
Absenteeism of Applicant	2	3.17
Sub-total	58	92.06

Total number of adjournments/continuances sampled (N)=63

The above table is derived from a sample of 63 adjournments heard in the second quarter of 2021; the largest share, 31 or 49.21% were due to adjournments for institutional reports, followed by adjournments due to Social Enquiry Report outstanding with 14 or 22.22% and adjournments pooled under the category “other” with 8 or 12.70% of the sample. Adjournments for psychiatric evaluation to be done with 3 or 4.76% and adjournments due to the absenteeism of applicants accounted for the remaining 3.17% of the adjournments.

Table 4.0b: Sampling distribution of mention court frequency for Child Welfare matters heard in the in the second quarter ended June 30, 2021

Descriptive statistics (months)

Number of observations	106
Mean	2.0377
Std. Error of Mean	.10966
Median	2.0000
Mode	2.00
Std. Deviation	1.12905
Skewness	1.746
Std. Error of Skewness	.235
Range	5.00
Minimum	1.00
Maximum	6.00

The above table displays the descriptive statistics on mention court frequency for 106 child welfare matters at the Corporate Area Family Court in the second quarter of 2021. It is seen that the average number of mentions per case is roughly 2, an indication that for every 10 cases there were 20 mentions. The median time and the modal number of mentions both stood at 2. The maximum number of mentions per matter in the quarter was 6, while the minimum was 1. The standard deviation is moderate, an indication that there is some variation in the mention court frequency of individual cases. The positive skewness is an indication that the higher proportion of the scores in the data set fell below the series average. These outputs are within the prescribed maximum rate of 5 mentions per matter, based on international best practices.

Table 5.0: Sampling distribution of the methods of disposition for the second quarter ended June 30, 2021

Method of Disposition	Frequency	Percentage (%)
Granted	11	27.50
Withdrawn	4	10.00
Transferred	1	2.50
Other	24	60.00
Total	40	100.00

The above table summarizes the methods of disposition for a sample of 40 child welfare matters in the second quarter of 2021. Otherwise from the methods of disposition pooled under the category “other methods”, It is seen that applications granted accounted for 11 or 27.50% of the sample. Applications withdrawn with 4 or 10% of the sample and matters transferred with 2.50% round off the top methods of disposition in the quarter.

Table 6.0: Sampling distribution of the times to disposition for Child Welfare matters for the second quarter ended June 30, 2021

Descriptive statistics (in days)

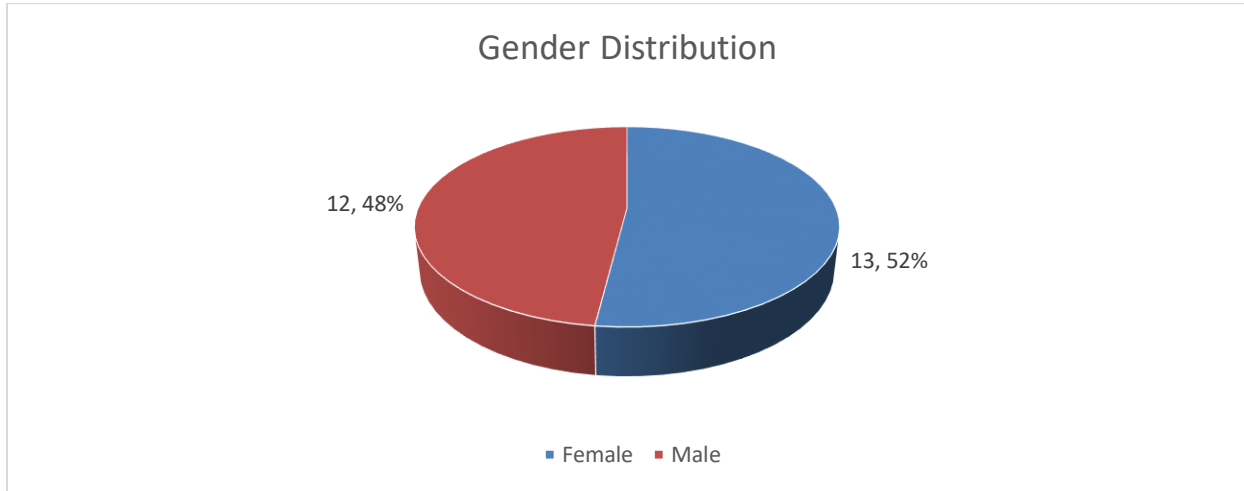
Number of observations	34
Mean	78.4118
Std. Error of Mean	9.58340
Median	61.0000
Mode	61.00
Std. Deviation	55.88035
Skewness	3.075
Std. Error of Skewness	.403
Range	317.00
Minimum	16.00
Maximum	333.00

The above table provides a descriptive statistical summary of the times taken to dispose of child welfare cases in the second quarter of 2021. It is shown that from a sample of 34 matters disposed in the quarter, the average time to disposition was 78 days or roughly 2.6 months. The maximum time taken to dispose of the cases used in this sample was 333 days, while the lowest time taken was 16 days. The overall standard deviation of approximately 56 days was moderate, indicating there was some amount of variation in the times to disposition. The positive skewness is an indication that proportionately more of the data points fall below the overall mean.

Case initiation and case demographics –Child Welfare matters in the second quarter ended June 30, 2021

In this subsection of the report, there is an examination of the case party demographics for the cases which had some activity in the second quarter of 2021.

Chart 1.0: Sampling distribution of the gender of children associated with new cases handled for the second quarter ended June 30, 2021



The above chart shows that 52% of a sample of 25 children involved in child welfare cases filed was female, with males accounting for 48% of the sample.

Table 7.0: Descriptive statistics on the age of offenders for the second quarter ended June 30, 2021

Descriptive statistics (in years)

Number of observations	15
Mean	11.9333
Std. Error of Mean	1.52586
Median	14.0000
Mode	14.00 ^a
Std. Deviation	5.90964
Skewness	-1.099
Std. Error of Skewness	.580
Range	20.00
Minimum	.00
Maximum	20.00

^a Multiple modes exist. The smallest value is shown

The table above shows the descriptive statistics on a sample of age of parties involved in cases for child welfare case types for the second quarter ended June 30, 2021. It is shown that from a sample of 15 matters that the average age was 11.9 years. The maximum age in this sample was 20 years, while the age was less than a year. The overall standard deviation of approximately 6 years was moderate, indicating some variation in the ages in the distribution. The negative skewness indicates a leaning towards the higher ages in the distribution.

Table 8.0: Sampling distribution of matters by courtroom/outstation assignment for the second quarter ended June 30, 2021

Courtroom/Outstation	Frequency	Percentage (%)
Children's Court	35	100
Total	35	100

The above table shows the distribution of 35 child welfare matters filed by courtroom of assignment. It is shown that the children’s court accounted for all the accommodations in the sample.

Section 2.0: Case Activity on Family Division (A Division of the Children’s Court)

This section examines case activity for matters classified as Family Matters in the Corporate Area Family Court in the second quarter of 2021. Matters classified under the general case type category classified as family matters includes maintenance, custody and declaration of paternity matters.

Table 1.0: Distribution of family matters handled at the Corporate Area Family Court in the second quarter ended June 30, 2021

Number of matters handled	Matters active	Matters disposed	Inactive matters
1474	903	534	37

The above table details the outcome of the 1474 family matters, which were handled by the Corporate Area Family Court in the second quarter of 2021. At the end of the quarter, 903 matters were still active and 534 were disposed. There remaining 37 matters were inactive at the end of the quarter.

Table 2.0a: Distribution of new family cases filed at the Corporate Area Family Court in the second quarter ended June 30, 2021

Number of new cases filed	Active cases	Disposed cases	Inactive cases	Case Disposal Rate (%)
304	282	21	1	7.24

The above data shows a sample of 304 child welfare cases handled at the Corporate Area Family Court in the second quarter of 2021 is shown, 149 cases or 96.13% above the 155 cases recorded in the second quarter of 2020. Of this, 21 were disposed, 1 became inactive and 282 were still active at the end of the quarter. This produced an estimated case disposal rate of 7.24% for these types of cases and is 2.08 percentage points more than the case disposal rate recorded in the corresponding second quarter of 2020.

2.0b: Clearance rate summary for the Family Courts for the second quarter ended June 30, 2021

New Family cases filed	Gross number of inactive cases	Gross number of disposed cases	Case clearance rate (%)
304	30	361	128.62

The above Table shows that in the second quarter of 2021 in the family division, there were 361 disposed cases and 30 cases which became inactive. This produced an estimated case clearance rate of 128.62% which exceeds the international standard and is 68.15 percentage points less than the case clearance rate recorded in the corresponding second quarter of 2020.

Table 3.0: Sampling distribution of the types of Family matters filed in the second quarter ended June 30, 2021

Types of cases	Frequency	Percentage (%)
Maintenance	216	50.94
Custody	113	26.65
Declaration of paternity	95	22.41
Total	424	100.00

A sample of 424 matters filed at the Corporate Area Family Court in the second quarter of 2021 revealed that the majority of cases filed were maintenance matters with 216 or 50.94% of the sample. This was followed by 113 or 26.65%, which were custody matters and 95 or 22.41% which were matters of declaration of paternity.

Table 4.0: Sampling distribution on the reasons for adjournment/continuance for Family matters heard in the second quarter ended June 30, 2021

Reasons for adjournment/continuance	Frequency	Percentage (%)
Social Enquiry Report Outstanding	79	15.93
Deoxyribonucleic Acid (DNA) Results Outstanding	67	13.51
Absenteeism of Respondent	64	12.90
Absenteeism of Applicant	58	11.69
Other	186	37.50
Sub-total	454	91.53

Total number of adjournments/continuances sampled (N) =496

The above table is derived from a sample of 496 adjournments heard in the second quarter of 2021. Apart from adjournments pooled under the category “other”, the largest share, 79 or 15.93% were due to Social Enquiry Reports outstanding, followed by adjournments due to Deoxyribonucleic Acid (DNA) results outstanding with 67 or 13.51% and adjournments due to the absenteeism of respondents with 64 or 12.90%. Adjournments due to the absenteeism of applicants with 58 or 11.69% rank next.

Table 4.0b: Sampling distribution of mention court frequency for family matters heard in the second quarter ended June 30, 2021

Descriptive statistics

Number of observations	879
Mean	2.6701
Std. Error of Mean	.08325
Median	2.0000
Mode	1.00
Std. Deviation	2.46809
Skewness	2.043
Std. Error of Skewness	.082
Range	15.00
Minimum	1.00
Maximum	16.00

The above table displays the descriptive statistics on mention court frequency for 879 family matters at the Corporate Area Family Court in the second quarter of 2021. It is seen that the

average number of mentions per case is roughly 2.7, an indication that for every 10 cases there were 27 mentions. The median time is 2 and modal number of mentions stood at 1. The maximum number of mentions per matter in the quarter was 16, while the minimum was 1 mention. The standard deviation is moderate, an indication that there is some amount of variation in the mention court frequency of individual cases. The positive skewness is an indication that the vast proportion of the scores in the data set fell below the average. These outputs are within the prescribed maximum rate of 5 mentions per matter, based on international best practices.

Table 5.0: Sampling distribution of the methods of disposition for the second quarter ended June 30, 2021

Method of Disposition	Frequency	Percentage (%)
Struck out	250	53.30
Granted	136	29.00
Withdrawn	45	9.59
Other	19	4.05
Denied	15	3.20
Transferred	4	0.85
Total	469	100.00

The above table summarizes the methods of disposition for a sample of 469 family matters in the second quarter of 2021. It is shown in the sample that the majority of matters were disposed by being struck out, accounting for 250 or 53.30% of the sample of disposed matters. This was followed by applications granted with 136 or 29% of the sample. Applications withdrawn with 45 or 9.59% and methods of disposition pooled under the term, “other” with 19 or 4.05% of the sample rank next. Applications denied with 15 or 3.20% rank next and matters disposed by being transferred account for the remaining 0.85% of the sample.

Table 6.0: Sampling distribution of the times to disposition for family matters for the second quarter ended June 30, 2021

Descriptive statistics (in days)

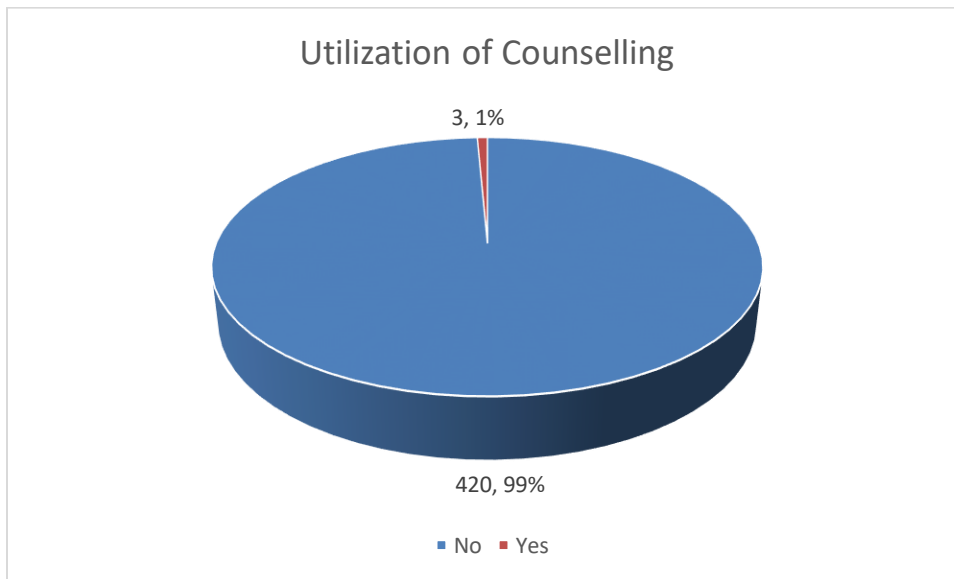
Number observations	269
Mean	211.0000
Std. Error of Mean	17.46215
Median	98.0000
Mode	41.00
Std. Deviation	286.40059
Skewness	3.009
Std. Error of Skewness	.149
Range	2304.00
Minimum	1.00
Maximum	2305.00

The above table provides a descriptive statistical summary of the times taken to dispose of family cases at the Family Court in the Corporate Area in the second quarter of 2021. It is shown that from a sample of 269 cases disposed in the quarter, the average time to disposition was 211 days or roughly 7 months. The maximum time taken to dispose of the cases used in this sample was 2305 days or 6.4 years, while the lowest time taken was 1 day. The overall standard deviation of approximately 286 days was relatively high, indicating a wide variation in the times to disposition. The positive skewness was high, an indication that a decidedly larger the proportion of the data points fell below the overall mean.

Case initiation and case demographics –Family matters in the second quarter ended June 30, 2021

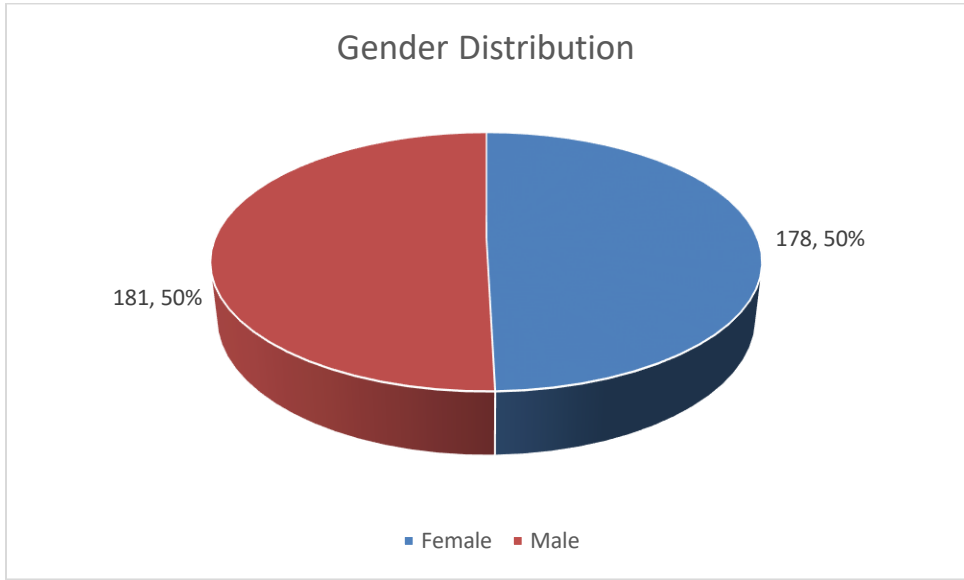
In this subsection of the report, there is an examination of the case party demographics for the cases which had some activity in the second quarter of 2021, as well as the utilization of the counselling option offered to case parties at the point of filing a case.

Chart 1.0: Sampling distribution of the utilization of counselling second quarter ended June 30, 2021



At the point of filing some cases in the Family Court, the option is provided for counselling option to be utilized. This intervention is an important part of the diversion facilities, which are afforded by the Family Courts to resolve matters outside of open court hearings. A random sample of 423 matters filed revealed that 420 or 99% of the parties did not utilize the counselling option, while 3 or 1% utilized the option.

Chart 2.0: Sampling distribution of the gender of children associated with new cases for the second quarter ended June 30, 2021



The above chart shows that 178 or 49.58% of a sample of 359 children involved in family matters filed were female, with males accounting for 50.42% of the sample.

Table 7.0: Descriptive statistics on age distribution of parties involved in cases filed in the second quarter ended June 30, 2021

Descriptive statistics (in years)

Number of observations	390
Mean	6.5641
Std. Error of Mean	.31794
Median	5.0000
Mode	.00
Std. Deviation	6.27885
Skewness	1.668
Std. Error of Skewness	.124
Range	38.00
Minimum	.00
Maximum	38.00

The table above shows the descriptive statistics on a sample of age of parties involved in cases for family case types for the second quarter June 30, 2021. It is shown that from a sample of 390 matters that the average age was 6.6 years. The maximum age in this sample was 38 years, while the age was less than a year. The overall standard deviation of approximately 6 years was relatively high, indicating a wide variation in the ages in the distribution. The positive skewness indicates a decisive leaning towards the lower ages in the distribution.

Table 8.0: Sampling distribution of cases by courtroom/outstation assignment for the second quarter ended June 30, 2021

Courtroom/Outstation	Frequency	Percentage (%)
Courtroom #1 (main courthouse)	144	33.88
Courtroom #2 (main courthouse)	150	35.29
Courtroom #3 (main courthouse)	131	30.82
Total	425	100.00

The above table shows the distribution of 425 family matters filed by courtroom of assignment. It is shown that courtroom 1 at the main courthouse with 144 or 33.88% of the matters accounted for the highest proportion of cases heard, with courtroom 2 at the main courthouse with 150 or 35.29% of the cases is ranking next. Courtroom 3 with 131 or 30.82% of the sample rounds off the accommodations in the sample.

Section 4.0: Summary of case activity for Domestic Violence matters filed in the second quarter ended June 30, 2021

The below subsection provides a basic summary of case activity for Domestic Violence cases filed at the Family Court in the Corporate Area in the second quarter ended June 30, 2021.

Table 1.0: Summary of matters filed in the second quarter ended June 30, 2021

New matters filed	Matters active	Matters inactive	Matters disposed
175	117	9	49

The above table shows that 175 Domestic Violence matters were filed in the second quarter of 2021, 117 of which were still active at the end of the quarter. There were 49 of the matters disposed of and 9 were inactive at the end of the quarter. Table 2.0 provides further analysis of the equivalent number of domestic violence cases filed and the case disposal rates.

Table 2.0a: Summary of case activity for the second quarter ended June 30, 2021

New cases filed	Active cases	Inactive cases	Disposed cases	Case Disposal Rate (%)
143	94	8	41	34.27

An equivalent number of 143 new domestic violence cases were filed in the second quarter of 2021, of which 94 were active, 8 were inactive and 41 were disposed at the end of the quarter. This produces an estimated disposal rate of 34.27% for the quarter. This is 25.91 percentage points below the disposal rate of 60.18% recorded for the second quarter of 2020.

Table 2.0b: Summary of gross case activity for the second quarter ended June 30, 2021

New Domestic Violence cases filed	Gross number of Inactive cases	Gross number of Disposed cases	Clearance Rate (%)
143	24	173	137.76

The data above shows that there was a total of 197 Domestic Violence cases which were either disposed or became inactive in the second quarter of 2021 at the Corporate Area Family Court. This produces an estimated case clearance rate of 137.76%, which exceeds the international standard. This is also 34.22 percentage points above the clearance rate of 103.54% recorded for the second quarter of 2020.

Table 3.0: Sampling distribution of cases by courtroom/outstation assignment for the second quarter ended June 30, 2021

Courtroom/outstation	Frequency	Percentage
Courtroom #2 (main courthouse)	69	39.66
Courtroom #1 (main courthouse)	65	37.36
Courtroom #3 (main courthouse)	40	22.99
Total	174	100.00

The above table shows the distribution of 174 domestic violence matters filed, by courtroom of assignment. It is shown that courtroom 2 at the main courthouse with 69 or 39.66% of the matters accounted for the highest proportion of cases sampled, with courtroom 1 at the main courthouse accounting for 65 or 37.36% ranking next. Courtroom 3 with 40 or 22.99% of the sample rounds off the accommodations in the sample.

Table 4.0: Sampling distribution on the reasons for adjournment/continuance for family matters heard in the second quarter ended June 30, 2021

Adjournments/Continuances	Frequency	Percentage
Absenteeism of Respondent	27	16.17
Absenteeism of Applicant	23	13.77
Adjourned for counselling	8	4.79
Referred to other mediation	6	3.59
Referred to Family Court Counsellor	2	1.20
Social Enquiry Report Outstanding	1	0.60
Other	100	59.88
Total	167	100.00

The above table is derived from a sample of 167 adjournments heard in the second quarter of 2021. Apart from adjournments pooled under the category “other”, the largest share, 27 or 16.17% were due to absenteeism of respondents, followed by adjournments due to the absenteeism of applicants with 23 or 13.77% and adjournments for counselling with 8 or 4.79%. Referrals to mediation with 6 or 3.59% rank next, followed by referred to Family Court counsellor with 1.20% of the sample.

Table 5.0: Sampling distribution of Domestic Violence cases disposed in the second quarter ended June 30, 2021

Descriptive Statistics (days)

Number of observations	137
Mean	193.0876
Std. Error of Mean	20.65608
Median	91.0000
Mode	56.00
Std. Deviation	241.77327
Skewness	3.478
Std. Error of Skewness	.207
Range	1939.00
Minimum	9.00
Maximum	1948.00

The above table shows that the average time taken to dispose of a sample of 137 matters in the second quarter of 2021 was roughly 193 days or 6.4 months. The standard deviation of 242 days is quite high, indicating that there’s a wide dispersion of the individual times in the data set. The skewness of the data is high and positive, which is an indication that a decidedly larger number of the observations fell below the overall mean score. The maximum time taken to dispose of these matters was 1948 days or 5.4 years, while 9 days was the lowest time.

Table 6.0: Sampling distribution of the methods of disposition for the second quarter ended June 30, 2021

Method of Disposition	Frequency	Percentage (%)
Struck out	92	49.73
Withdrawn	58	31.35
Granted	25	13.51
Other	8	4.32
Transferred	2	1.08
Total	185	100.00

The above table summarizes the methods of disposition for a sample of 185 domestic violence matters disposed in the second quarter of 2021. Matters struck out accounted for the highest proportion with 92 or 49.73% of the sample, followed by applications withdrawn with 58 or 31.35% and applications granted with 25 or 13.51% of the sample. Methods of disposition pooled under the category “other methods” accounted for 8 or 4.32% of the sample and matters transferred accounted for the remaining 1.08%.

Table 7.0: Distribution of applications for restraining orders as at the second quarter ended June 30, 2021

Type of restraining order	Number of orders made	Equivalent number of cases	Percentage of total orders
Protection Order	2524	2437	84.03
Occupation Order	470	462	15.93
Ancillary Order	1	1	0.03
Total	2995	2900	100.00

Using a sample of cases filed predominantly since 2018, the above table provides a sampling distribution of applications for restraining order filed. It is seen that of an estimated 2995 such orders filed predominantly between 2018 and the end of June 2021, the overwhelming majority were protection orders with 2524 or 84.03% while occupational orders accounted for 470 or 15.93% of the matters. Only a single ancillary order is recorded in this sample.

The ensuing tables summarize the relationships between the case parties involved in restraining order application over a primary sample period of 2018 to the end of June 2021.

Table 8.0a: Distribution of the relationship between parties for protection order applications made during the second quarter ended June 30, 2021

Relationship	Frequency	Percentage
Former Partner	1143	62.36
Spousal	189	10.31
Estranged wife/husband	166	9.06
Parent/Child	165	9.00
Other	134	7.31
Members of Household	36	1.96
Total	1833	100.00

For the sample of applications for protection orders made over the stated primary period, the largest proportion of the relationships between the case parties concerned was that of former

partners, accounting for a notable 62.36%, followed in distant second by spousal relations with 10.31% and estranged partners with 9.06%, rounding off the top three.

Table 8.0b: Distribution of the relationship between parties for occupation order applications made during the second quarter ended June 30, 2021

Relationship	Frequency	Percentage
Former Partner	136	36.86
Parent/Child	71	19.24
Estranged wife/husband	51	13.82
Other	47	12.74
Spousal	46	12.47
Members of Household	18	4.88
Total	369	100.00

The largest proportion of the relations in the sample of applications for occupation order was also that of former partners, accounting for 36.86% of the sample. This is followed by parent/child relations with 19.24% and estranged partners with 13.82% of the sample.

The below tables summarize the leading methods of disposition for the earlier listed types of restraining orders over the stated period.

Table 9.0a: Distribution of methods of disposition for Protection Orders made in the second quarter ended June 30, 2021

Method of disposition	Frequency	Percentage (%)
Struck out	1063	53.66
Granted	420	21.20
Withdrawn	415	20.95
Other	47	2.37
Denied	27	1.36
Matters Settled	4	0.20
Mediated settlement	3	0.15
Transferred	2	0.10
Total	1981	100.00

The dominant methods of disposition for 1981 protection order applications are disposals by being struck out (53.66%), applications granted (21.20%) and applications withdrawn (20.95%).

Table 9.0b: Distribution of methods of disposition for Occupation Orders made in the second quarter ended June 30, 2021

Method of Disposition	Frequency	Percentage (%)
Struck out	196	52.41
Withdrawn	122	32.62
Granted	35	9.36
Denied	14	3.74
Other	6	1.60
Transferred	1	0.27
Total	374	100.00

The dominant methods of disposition for 374 occupation order applications are disposals by being struck out (52.41%), applications withdrawn (32.62%) and applications granted (9.36%).

Summary of case activity for matters filed in the second quarter at the Corporate Area Family Court

Table 1.0a: Summary of new case activity for cases in the second quarter ended June 30, 2021

Aggregate Number of new cases filed	Number of active cases	Number of Inactive cases	Number Disposed cases	Weighted disposal rate (%)
534	447	12	75	16.29

The above table provides a summary of total case activity cross all business lines at the Corporate Area Family Court for the second quarter of 2021. It is shown that there was a total of 534 new cases filed, of which 75 were disposed and 12 became inactive, thereby producing an estimated weighted case disposal rate of 16.29% in the quarter across all case types and is also 11.15 percentage points below the recorded weighted disposal rate for the corresponding 2020 second quarter. Domestic Violence cases with a case disposal rate of 34.27%, Family cases with a disposal

rate of 7.24%, and Child Welfare cases with a disposal rate of 18.18% and Criminal cases with a rate of 18.52% completes the distribution of the case disposal rates across the macro case units.

Table 1.0b: Summary of case activity for cases in the second quarter ended June 30, 2021

Aggregate Number of new cases filed	Gross Number of Inactive cases	Gross Number Disposed cases	Number of cases disposed or inactive (of those originating in the quarter)	Overall case clearance rate (%)	Overall Weighted case disposal rate (%)
534	66	629	87*	130.15	16.29

***Includes 12 inactive cases**

The above table shows that a grand total of 534 new cases were filed across the business lines at the Corporate Area Family Court in the second quarter of 2021, while 629 cases were disposed and 66 became inactive. This produces an estimated weighted case clearance rate of 130.15% across all the case types in the second quarter of 2021, which is 33.87 percentage points below the overall weighted case clearance rate recorded in the second quarter of 2020. Domestic violence cases with 137.76% had the highest clearance rate, followed by family division cases with 128.62% and child welfare cases with 127.27%. Criminal cases had the lowest estimated clearance rate in the quarter with 120.37%. By any measure, these are quite impressive results. As indicated, the Corporate Area Family Court also recorded an overall weighted average case disposal rate of 16.29% in the quarter, ranging from a low of 7.24% in the family Division to a high of 34.27% in the domestic violence subdivision.

Table 2.0: Sampling distribution of courtroom utilization rate for the second quarter ended June 30, 2021

Parish Court	Average overall Courtroom Utilization Rate (%)	Highest Recorded Courtroom Utilization Rate (%)	Lowest Recorded Courtroom Utilization Rate (%)	Standard Deviation of the Courtroom Utilization Rate (%)	Average Courtroom Utilization Rate for Night Court sittings (%)	Average Number of Courtroom Adjournments Per Day
Corporate Area Court-Family	94.94	146.39	18.00	28.40	-	1.2

The above table details the courtroom utilization rate for the Corporate Area Family Court for the second quarter of 2021. The courtroom utilization rate provides a measurement of the proportion of available hours for open court hearings in all courtrooms (including outstations) which are utilized. If the usage of any courtroom exceeds the available hours, then the utilization rate will exceed 100% and the rate will fall below 100% if less than the available hours are utilized. The prescribed international standard for the courtroom utilization rate is 100%, which means that all hours allocating for court hearings in any court, on any given day should be utilized. The overall average courtroom utilization rate for the Corporate Area Family Court in the quarter was roughly 94.94%, which is an indication that on average roughly 95% of the available hours for court hearings in the second quarter of 2021. The standard deviation of the courtroom utilization rates is moderate, suggesting that on average the rates did not vary widely from the overall mean.

The sample size of days used to compute the rates for each court were sufficiently large and representative, though not the same for all courts. The margin of error of the courtroom utilization rates is a reliable $\pm 2.5\%$.

Table 3.0: Descriptive statistics on the time to disposition for cases disposed as at the second quarter ended June 30, 2021

Family Courts	Time to disposition (days)							
	Average	Mode	Median	Standard Deviation	Skewness	Minimum	Maximum	Sample size (N)
Corporate Area Court-Child welfare	129.34	61	111	85.42	1.28	1	477	410
Corporate Area Court-Criminal	216.19	111	144.50	226.71	2.71	1	1758	1314
Corporate Area Court-Domestic Violence	175.21	63	111	202.23	4.82	1	3135	1156
Corporate Area Court-Family	233.26	28	134	349.90	5.43	1	4984	3691
Total/Weighted Average	213.15	65.75	125.125	216.065	3.56	1	2588.5	1642.75
Standard Deviation	46.36	34.17	16.86	108.45	1.92	0.00	1930.91	1421.27
Skewness	-0.66	0.65	0.32	0.09	-0.37	0.00	0.36	1.53

Number of matters sampled (N) = 6571

The table above shows the descriptive statistics on a sample of matters disposed for the Corporate Area Family Court as at June 30, 2021, covering at least a 67-week period. The output produces an estimated weighted average time taken to dispose of matters of approximately 213 days. The skewness of these times to disposition is -0.66, suggesting that slightly more these times were above the overall mean. For the matters disposed in the period, the child welfare division (129 days) took the lowest time on average to dispose of cases over the period. The domestic violence division (175 days), the criminal division (216 days) and the family division (233

days) rank next. The average variation among the times to disposition across these divisions is however modest, as shown by the standard deviation (46.36). The maximum times to disposition in the sample ranged from a low of 477 days (16 months/1.3 years) in the child welfare division, to a high of 4984 days (166 months/13.8 years) in the family division while the overall minimum time to disposition was one day. The sample size used to compute these descriptive data was a substantial and representative 6571 matters.

Chapter 2.0: The St. James Family Court (A Division of the Western Regional Family Court)

This chapter of the document will examine a summary of selected output and performance measurements for matters in the St. James Family Court for the second quarter ended June 30, 2021. Such will involve analyses of caseload, case type distribution, case clearance rates for the different business lines of the family court.

Case Activity Summary in the Criminal Section (A Division of the Children’s Court)

Table 1.0: Summary of criminal case activity for cases in the second quarter ended June 30, 2021

Case Type	Number of new cases filed	Number of cases disposed	Number of inactive cases	Case clearance rate (%)
Committal	3	3	0	100.00
Indictments	2	5	0	250.00
Summary	33	15	3	54.55
Petty Session	7	3	0	42.86
Total/Weighted Average	45	26	3	64.44

The above table shows that the sample of 45 criminal cases filed at the St. James Family Court in the second quarter of 2021. Of these, 33 or 73.33% were summary matters, 7 or 15.56% were petty sessions matters, 3 or 6.67% were committals and 2 or 4.44% were indictments. There was a total of 29 criminal cases disposed or which became inactive of during the quarter. Of these, 15 summary cases were disposed and 3 became inactive, 5 indictments were disposed, 3 committals were disposed, and 3 petty session matters were disposed of during the quarter. This led to an estimated weighted clearance rate of 64.44% for these types of cases, which is 113.34 percentage points below the corresponding 2020 second quarter weighted case clearance rate of 177.78%.

Case Activity on Child Welfare Matters (A Division of the Children’s Court)

This section examines case activity for matters classified as child welfare in the St. James Family Court in the second quarter ended June 30, 2021. Matters falling under the child welfare subdivision are uncontrollable child and childcare and protection cases.

Table 1.0: Summary of child welfare case activity in the second quarter ended June 30, 2021

Case Type	Number of new cases filed	Number of cases disposed	Number of inactive cases	Case Clearance Rate (%)
Childcare protection	46	30	2	69.57
Uncontrollable Child	18	21	3	133.33
Total/Weighted Average	64	51	5	87.50

There were 64 child welfare cases filed at the St. James Family Court in the second quarter of 2021, the larger proportion of which were childcare and protection cases which accounted for 46 or 71.88%, while cases of uncontrollable child with 18 or 28.13% accounted for the remaining proportion. A total of 51 child welfare cases were disposed, while 5 became inactive during the quarter. Thirty (30) childcare and protection cases were disposed during the quarter and 2 became inactive, while 21 uncontrollable child cases were disposed and 3 uncontrollable child cases which became inactive during the quarter. These results led to estimated case clearance rates of 69.57% for childcare and protection cases and 133.33% for uncontrollable child cases, further yielding a weighted average case clearance rate of 87.50%, a rate which is 46.96 percentage points above the corresponding 2020 second quarter weighted case clearance rate of 40.54%.

Family matters case activity summary for the St. James Family Court in the second quarter of 2021

This section examines case activity for matters classified under the broad category of family matters in the St. James Family Court in the second quarter of 2021. Matters falling under this broad case category which are included in this report includes maintenance, custody, legal guardianship, access, and declaration of paternity.

Table 1.0: Summary of family case activity for cases in the second quarter ended June 30, 2021

Case Subtype	Number of new cases filed	Number of cases disposed	Number of inactive cases	Case Clearance Rate (%)
Custody	106	123	4	119.81
Declaration of Paternity	39	52	1	135.90
Access	34	13	0	38.24
Legal Guardianship	5	0	0	0.00
Maintenance	113	143	7	132.74
Adoption	4	4	0	100.00
Total/Weighted Average	301	335	12	115.28

The 301 new family cases filed at the St. James Family Court in the second quarter of 2021 revealed that the largest proportion were maintenance matters with 113 cases or 37.54% of the sample. This was followed by 106 or 35.22% which were custody cases and 39 or 12.96% which were cases of declaration of paternity. There were also 34 access cases, 5 legal guardianship cases and 4 adoption cases. A total of 347 cases falling under this broad family category were disposed or became inactive in the quarter. This is broken down into 143 disposed and 7 inactive maintenance cases, 123 disposed and 4 inactive custody cases, 52 disposed and 1 inactive declaration of paternity cases, 13 disposed access cases, and 4 disposed adoption cases. This led to an overall estimated weighted average case clearance rate of 115.28% for the broad family

case type, led by declaration of paternity cases with the highest rate of 135.90%, maintenance with 132.74% and custody with 119.81%.

Summary of Case Activity for Domestic Violence Cases in the second quarter of 2021 at the St. James Family Court

The below subsection provides a basic summary of case activity for Domestic Violence cases filed at the Family Court in St. James in the second quarter of 2021.

Table 1.0: Summary of domestic violence case activity for cases in in the second quarter ended June 30, 2021

Case Type	Number of new cases filed	Number of cases disposed	Number of inactive cases	Case clearance rate (%)
Protection Order	131	92	2	71.76
Occupation Order	25	19	3	88.00
Total/Weighted Average	156	111	5	74.36

The data above shows that there was a total of 156 new domestic violence cases filed in the second quarter of 2021 at the St. James Family Court. Of this, there were 131 protection order cases and 25 occupation order cases. A total of 116 Domestic Violence of these cases were either disposed or became inactive during the quarter. There were 92 disposed and 2 inactive protection order cases, and 19 disposed and 3 inactive occupation order cases in the period. This produces an estimated weighted case clearance rate of 74.36% for these case types which is below the international standard and is 23.01 percentage points above the corresponding 2020 second quarter weighted case clearance rate of 51.35%.

Summary of case activity for civil matters at the St. James Family Court

The below subsection provides a basic summary of case activity for civil matters at the St. James Family Court in the second quarter of 2021.

Table 1.0: Summary of civil case activity for cases in the second quarter ended June 30, 2021

Number of new cases filed	Number of cases disposed	Number of inactive cases	Case Clearance Rate (%)
47	43	0	91.49

The data above shows that there was a total of 47 new civil cases filed in the second quarter of 2021. There were also a total 43 civil cases which were disposed of in the second quarter of 2021 at the St. James Family Court. This produces an estimated case clearance rate of 91.49% for the quarter.

Summary of case activity across all business lines in the second quarter of 2021 at the St. James Family Court

Table 1.0: Summary of case activity across all business lines in the second quarter ended June 30, 2021

Aggregate Number of new cases filed	Number of cases disposed	Number of inactive cases	Weighted Case Clearance Rate (%)
613	566	25	96.41

The above table shows that a total of 613 new cases were filed at the St. James Family Court in the second quarter of 2021, while 566 were disposed and 25 cases became inactive. This produces an estimated weighted case clearance rate of 96.41% across all the case types in the

second quarter of 2021. This rate is also 54.89 percentage points above the corresponding 2020 second quarter weighted case clearance rate of 41.52%. Family division cases with 115.28% had the highest clearance rate, followed by civil cases with 91.49%, child welfare cases with 87.50% and domestic violence cases with 74.36%. Criminal cases had the lowest estimated weighted average clearance rate in the quarter with a rate of 64.44%. By any measure, these are encouraging results.

Chapter 3.0: Westmoreland Family Court (A Division of the Western Regional Family Court)

This chapter of the document will examine a summary of a range output and performance measurements for matters in the Westmoreland Family Court for the second ended June 30, 2021. Such will involve analyses of caseload, case type distribution and case clearance rates for the different business lines of the family court.

Case Activity Summary in the Criminal Section (A Division of the Children’s Court)

Table 1.0: Summary of criminal case activity for cases in the second quarter ended June 30, 2021

Case Type	Number of new cases filed	Number of cases disposed	Number of inactive cases	Case clearance rate (%)
Committal	16	7	0	43.75
Indictments	8	27	0	337.50
Summary	25	26	0	104.00
Petty Session	12	7	0	58.33
Total/Weighted Average	61	67	0	109.84

The above table shows the distribution by case type of 61 criminal cases filed at the Westmoreland Family Court in the second quarter of 2021. Of these, 25 or 40.98% were summary matters, 16 or 26.22% were committal proceedings and 12 or 19.67% were petty sessions and 8 were indictments. There was a total of 67 cases disposed in the quarter. Of these, 27 indictment cases were disposed, 26 summary matters were disposed, 7 committals were disposed, and 7 petty sessions cases were also disposed. This led to an overall estimated weighted clearance rate of 109.84% for these types of cases, ranging from 337% for indictments to 104% for summary matters, 58.33% petty session matters and 43.75% for committal proceedings.

Case Activity on Child Welfare Matters (A Division of the Children’s Court)

This section examines case activity for matters classified as child welfare in the Westmoreland Family Court in the second quarter ended June 30, 2021. Matters falling under the child welfare subdivision are uncontrollable child and childcare and protection cases.

Table 1.0: Summary of child welfare case activity in the second quarter ended June 30, 2021

Case Type	Number of new cases filed	Number of cases disposed	Number of inactive cases	Case Clearance Rate (%)
Childcare protection	52	29	2	59.62
Uncontrollable Child	17	15	2	100.00
Total/Weighted Average	69	44	4	69.57

A sample of 69 child welfare cases filed in the second quarter of 2021 revealed that the larger proportion of 52 or 75.36% were childcare and protection cases, while cases of uncontrollable child with 17 or 24.64% accounted for the remaining proportion. A total of 48 child welfare cases were disposed or became inactive in the quarter, 31 of which were childcare and protection cases and 17 were uncontrollable child cases. This led to an estimated weighted case clearance rate of 69.57% for these types of cases.

Family matters case activity at the Westmoreland Family Court in the second quarter of 2021

This section examines primary activity for cases classified under the broad category of family matters in the Westmoreland Family Court in the second quarter of 2021. Matters falling under this broad category which are included in this report are maintenance, custody, legal guardianship, access and declaration of paternity.

Table 1.0: Summary of family case activity for cases in the second quarter ended June 30, 2021

Case Subtype	Number of new cases filed	Number of cases disposed	Number of inactive cases	Case Clearance Rate (%)
Custody	66	57	5	93.94
Declaration of Paternity	35	24	2	74.29
Access	22	5	0	22.73
Legal Guardianship	1	2	0	200.00
Maintenance	118	104	0	88.14
Adoption	3	3	0	100.00
Total/Weighted Average	245	195	7	82.45

The 245 new cases which were filed at the Westmoreland Family Court in the second quarter of 2021 under the broad family matters case category revealed that the largest proportion were maintenance matters with 118 cases or 48.16% of the sample. This was followed by 66 or 26.94% which were custody cases and 35 or 14.29% which were cases of declaration of paternity. There were also 22 access cases, 3 adoption cases and 1 legal guardianship case, rounding off the distribution of new cases filed in this category. A total of 202 cases were disposed or became inactive in the quarter. This is subdivided into 104 disposed maintenance cases, 57 disposed and 5 inactive custody cases, 24 disposed and 2 inactive declaration of paternity cases, 5 disposed access cases and 3 disposed adoption cases and 2 disposed legal guardianship case. These

outcomes led to an estimated overall weighted case clearance rate of 82.45% for family matters category of cases led by a rate of 200% for the sub-category of Legal guardianship.

Summary of Case Activity for Domestic Violence Cases in the second quarter of 2021 at the Westmoreland Family Court

The below subsection provides a basic summary of case activity for Domestic Violence cases filed at the Family Court in Westmoreland in the second quarter of 2021.

Table 1.0: Summary of domestic violence case activity for cases in in the second quarter ended June 30, 2021

Type of Restraining Order	Number of new cases filed	Number of cases disposed	Number of inactive cases	Case Clearance Rate (%)
Protection Order	103	60	1	59.22
Occupation Order	14	14	1	107.14
Total/Weighted Average	117	74	2	64.96

The data above shows that there was a total of 117 new domestic violence cases filed in the second quarter of 2021 at the Westmoreland Family Court. Of this, there were 103 protection order cases and 14 occupation order cases. A total of 76 Domestic Violence of these cases were either disposed or became inactive during the quarter. There were 60 disposed and 1 inactive protection order cases, and 14 disposed and 1 inactive occupation order cases. This produces an estimated weighted case clearance rate of 64.96% for these case types and is below the international standard.

Summary of case activity for civil matters at the Westmoreland Family Court

The below subsection provides a basic summary of case activity for civil matters at the Westmoreland Family Court in the second quarter of 2021.

Table 1.0: Summary of civil case activity for the second quarter ended June 30, 2021

Number of new cases filed	Number of cases disposed	Number of inactive cases	Case Clearance Rate (%)
24	15	0	62.50

The data above shows that there was a total of 24 new civil cases filed in the second quarter of 2021 at the Westmoreland Family Court. There was also a total of 15 civil cases which were disposed of during the quarter at this court. This produces an estimated case clearance rate of 62.50%, which is below the international standard.

Summary of case activity across all business lines for the second quarter of 2021 at the Westmoreland Family Court

Table 1.0: Summary of case activity across all business lines for the second quarter ended June 30, 2021

Aggregate Number of new cases filed	Number of cases disposed	Number of inactive cases	Weighted Case Clearance Rate (%)
516	395	13	79.07

The above table shows that the Westmoreland Family Court had 516 new cases in the second quarter of 2021, while the court disposed of 395 cases and 13 cases became inactive. This produces an estimated weighted clearance rate of 79.07% across all the case types in the quarter. Criminal cases with 109.84% had the highest clearance rate, followed by family cases with 82.45%, child welfare cases with 69.57% and domestic violence cases with 64.96%. Civil cases had the lowest estimated case clearance rate in the quarter with 62.50%.

Chapter 4.0: The Hanover Family Court (A Division of the Western Regional Family Court)

This chapter of the document will examine a summary of a range output and performance measurements for matters in the Hanover Family Court for the second quarter ended June 30, 2021. Such will involve analyses of caseload, case type distribution and case clearance rates for the different business lines of the family court.

Case Activity Summary in the Criminal Section (A Division of the Children’s Court)

Table 1.0: Summary of criminal case activity for cases in the second quarter ended June 30, 2021

Case Type	Number of new cases filed	Number of cases disposed	Number of inactive cases	Case clearance rate (%)
Committal Proceedings	4	5	0	125.00
Indictments	7	6	0	85.71
Summary	20	5	0	25.00
Petty Session	9	4	0	44.44
Total/Weighted Average	40	20	0	50

The above table shows the distribution by case type for 40 criminal cases filed at the Hanover Family Court in the second quarter of 2021. Of these, 20 or 50% of the sample were summary matters, 9 or 22.5% were petty sessions, 7 or 17.50% were indictments and 4 or 18.75% were committal proceedings. There was a total of 20 cases disposed in the quarter. Of these, 6 indictments cases were disposed, 5 summary matters were disposed, 5 committals were disposed, and 4 petty sessions cases were disposed. This led to an estimated weighted clearance rate of 50% for criminal cases at the Hanover Family Court in the quarter, ranging from 125% for committal proceedings to 25% for summary cases. The estimated weighted case clearance rate

is also 9.09 percentage points below the corresponding 2020 second quarter weighted case clearance rate of 59.09%.

Case Activity on Child Welfare Matters (A Division of the Children’s Court)

This section examines case activity for matters classified as child welfare in the Hanover Family Court in the second quarter ended June 30, 2021. Matters falling under the child welfare subdivision are uncontrollable child and childcare and protection cases.

Table 1.0: Summary of child welfare case activity in the second quarter ended June 30, 2021

Case Type	Number of new cases filed	Number of cases disposed	Number of inactive cases	Case Clearance Rate (%)
Childcare protection	23	15	0	65.22
Uncontrollable Child	5	7	0	140.00
Total/Weighted Average	28	22	0	78.57

A sample of 28 child welfare cases filed in the second quarter of 2021 revealed that the larger proportion of 23 or 82.14% of the sample were childcare and protection cases, while cases of uncontrollable child with 5 or 17.86% accounted for the remaining proportion. A total of 22 child welfare cases were disposed in the quarter, 15 of which were childcare and protection cases and 7 were uncontrollable child cases. This led to an estimated weighted case clearance rate of 78.57% for child welfare cases as a whole in the second quarter of 2021 and is 68.10 percentage points below the corresponding 2020 second quarter weighted case clearance rate of 146.67%.

Family matters case activity at the Hanover Family Court in the second quarter of 2021

This section examines primary activity for cases classified under the broad category of family matters in the Hanover Family Court in the second quarter of 2021. Matters falling this broad case category which are included in this report are maintenance, custody, legal guardianship, access and declaration of paternity matters.

Table 1.0: Summary of case activity for family matters in the second quarter ended June 30, 2021

Case Subtype	Number of new cases filed	Number of cases disposed	Number of inactive cases	Case Clearance Rate (%)
Custody	38	43	0	113.16
Declaration of Paternity	10	11	0	110.00
Access	6	7	0	116.67
Legal Guardianship	0	1	0	N/A
Maintenance	32	34	0	106.25
Total	86	96	0	111.63

The 86 new cases which were filed at the Hanover Family Court in the second quarter of 2021 under the broad family matters case category revealed that the largest proportion were custody matters with 38 cases or 44.19%. This was followed by 32 or 37.21% which were maintenance cases and 10 or 11.63% which were declaration of paternity cases. There were also 6 access cases rounding off the distribution of new cases filed in this category. A total of 96 cases were disposed in the quarter. This is subdivided into 43 disposed custody cases, 34 disposed maintenance cases, 11 disposed declarations of paternity cases and 7 disposed access cases and 1 disposed legal guardianship case. These outcomes led to an estimated overall weighted case clearance rate of

111.63% for the family matters category of cases and is 51.21 percentage points above the corresponding 2020 second quarter weighted case clearance rate of 60.42%.

Summary of Case Activity for Domestic Violence Cases in the second quarter of 2021 at the Hanover Family Court

The below subsection provides a basic summary of case activity for Domestic Violence cases filed at the Family Court in Hanover in the second quarter of 2021.

Table 1.0: Summary of domestic violence case activity for cases in in the second quarter ended June 30, 2021

Type of Restraining Order	Number of new cases filed	Number of cases disposed	Number of inactive cases	Case Clearance Rate (%)
Protection Order	52	44	0	84.62
Occupation Order	5	7	0	140.00
Total/Weighted Average	57	51	0	89.47

The data above shows that there was a total of 57 new domestic violence cases filed in the second quarter of 2021 at the Hanover Family Court. Of this, there were 52 protection order cases and 5 occupation order cases. A total of 51 Domestic Violence cases were either disposed or became inactive occupation order case. This produces an estimated weighted case clearance rate of 89.47% for these case types which is below the international standard and is 7.9 percentage points below the corresponding 2020 second quarter weighted case clearance rate of 97.37%.

Table 1.0: Summary of civil case activity for the second quarter ended June 30, 2021

Number of new cases filed	Number of cases disposed	Number of inactive cases	Case Clearance Rate (%)
8	9	0	112.50

The data above shows that there was a total of 8 new civil cases filed in the second quarter of 2021 at the Hanover Family Court. There was also a total of 9 civil cases which were disposed of during the quarter at this court. This produces an estimated case clearance rate of 112.50%, which exceeds the international standard.

Summary of case activity across all business lines for the second quarter of 2021 at the Hanover Family Court

Table 1.0: Summary of case activity across all business lines for the second quarter ended June 30, 2021

Aggregate Number of new cases filed	Number of cases disposed	Number of inactive cases	Weighted Case Clearance Rate (%)
219	198	0	90.41

The above table shows that 219 new cases were filed at the Hanover Family Court across the case type samples, while 198 cases were disposed. This produces an estimated weighted clearance rate of 90.41% across all the case types in the second quarter of 2021 and is 8.3 percentage points above the corresponding 2020 second quarter overall weighted case clearance rate of 82.11%. The civil category of cases with 112.50% had the highest clearance rate, followed by family cases with 111.63%, domestic violence cases with 89.47%, child welfare cases with 78.57% and criminal cases with 50%.

Chapter 5.0: The Trelawny Family Court

This chapter of the document will examine a summary of selected output and performance measurements for matters in the Trelawny Family Court for the second quarter ended June 30, 2021. Such will involve analyses of caseload, case type distribution, case clearance rates for the different business lines of the family court.

Case Activity Summary in the Criminal Section (A Division of the Children’s Court)

Table 1.0: Summary of criminal case activity for cases in the second quarter ended June 30, 2021

Case Type	Number of new cases filed	Number of cases disposed	Number of inactive cases	Case clearance rate (%)
Committal	3	2	1	100.00
Indictments	5	2	0	40.00
Summary	7	6	0	85.71
Petty Session	5	4	0	80.00
Total/Weighted Average	20	14	1	75

The above table shows that the sample of 20 criminal cases filed at the Trelawny Family Court in second quarter of 2021. Of these, 7 or 35% were summary cases, indictment matters and petty session cases each accounted for 5 or 25% of the total and 3 or 15% were committals. There was a total of 15 criminal cases disposed or became inactive during the quarter. Of these, 6 summary cases were disposed, 4 petty session matters were disposed, 2 indictments were disposed, 2 committals were disposed and 1 became inactive during the quarter. This led to an estimated weighted clearance rate of 75% for these types of cases.

Case Activity on Child Welfare Matters (A Division of the Children’s Court)

This section examines case activity for matters classified as child welfare in the Trelawny Family Court in the second quarter ended June 30, 2021. Matters falling under the child welfare subdivision are uncontrollable child and childcare and protection cases.

Table 1.0: Summary of child welfare case activity in the second quarter ended June 30, 2021

Case Type	Number of new cases filed	Number of cases disposed	Number of inactive cases	Case Clearance Rate (%)
Childcare protection	21	15	0	71.43
Uncontrollable Child	1	1	0	100.00
Total/ Weighted Average	22	16	0	72.73

There were 22 child welfare cases filed at the Trelawny Family Court in the second quarter of 2021, the overwhelming majority of which were childcare and protection cases which accounted for 21 or 95.45%, while cases of uncontrollable child with 1 or 4.55% accounted for the remaining proportion. A total of 16 child welfare cases were disposed during the quarter. There were 15 childcare and protection cases that were disposed of during the quarter, while 1 uncontrollable child case was disposed. These results led to an estimated case clearance rates of 71.43% for childcare and protection cases and 100% for uncontrollable child cases, further yielding a weighted average case clearance rate of 72.73%, which is below the international standards on this vital metric.

Family matters case activity summary for the Trelawny Family Court in the second quarter of 2021

This section examines primary activity for cases classified under the broad category of family matters in the Trelawny Family Court in the second quarter of 2021. Matters falling this broad case category which are included in this report are maintenance, custody, legal guardianship, access and declaration of paternity matters.

Table 1.0: Summary of case activity for family matters in the second quarter ended June 30, 2021

Case Subtype	Number of new cases filed	Number of cases disposed	Number of inactive cases	Case Clearance Rate (%)
Custody	30	11	7	60.00
Declaration of Paternity	10	5	3	80.00
Access	8	2	2	50.00
Legal Guardianship	1	0	0	0.00
Maintenance	37	15	11	70.27
Total	86	33	23	65.12

The 86 new cases filed at the Trelawny Family Court in the second quarter of 2021 revealed that the largest proportion were maintenance matters with 37 cases or 43.02% of the sample. This was followed by 30 or 34.88% which were custody matters and 10 or 11.63% each which were cases of declaration of paternity cases. There were 8 access cases and 1 legal guardianship case. A total of 56 cases falling under this broad family category were disposed or became inactive in the quarter. This is broken down into 15 disposed and 11 inactive maintenance cases, 11 disposed and 7 inactive custody cases, 5 disposed and 3 inactive declaration of paternity cases, and 2 disposed and 2 inactive access cases. This led to an overall estimated weighted average case

clearance rate of 65.12% for the broad family case type, led by declaration of paternity cases with the highest rate of 80%, maintenance with 70.27% and custody with 60%.

Summary of Case Activity for Domestic Violence Cases in the second quarter of 2021 at the Trelawny Family Court

The below subsection provides a basic summary of case activity for Domestic Violence cases filed at the Family Court in Trelawny in the second quarter of 2021.

Table 1.0: Summary of domestic violence case activity for cases in the second quarter ended June 30, 2021

Number of new cases filed	Number of cases disposed	Number of inactive cases	Case Clearance Rate (%)
24	16	7	95.83

The data above shows that there was a total of 24 new domestic violence cases filed in the second quarter of 2021 at the Trelawny Family Court. A total 23 Domestic Violence of these cases were either disposed or became inactive during the quarter. This produces an estimated case clearance rate of 95.83%, which satisfies the international standard.

Summary of case activity for civil matters at the Trelawny Family Court

The below subsection provides a basic summary of case activity for civil matters at the Trelawny Family Court in the second quarter of 2021.

Table 1.0: Summary of civil case activity for cases in the second quarter ended June 30, 2021

Number of new cases filed	Number of cases disposed	Number of inactive cases	Case Clearance Rate (%)
6	2	0	33.33

The data above shows that there was a total of 6 new civil cases filed in the second quarter of 2021. There were also a total 2 civil cases which were disposed of in the second quarter of 2021 at the Trelawny Family Court. This produces an estimated case clearance rate of 33.33%, which is below the international standard.

Summary of case activity across all business lines for the second quarter of 2021 at the Trelawny Family Court

Table 1.0: Summary of case activity across all business lines for the second quarter ended June 30, 2021

Aggregate Number of new cases filed	Number of cases disposed	Number of inactive cases	Weighted Case Clearance Rate (%)
158	81	31	70.89

The above table shows that 158 new cases were filed at the Trelawny Family Court across the case type samples, while 81 cases were disposed and 31 became inactive. This produces an overall estimated weighted clearance rate of 70.89% across all the case types in the second quarter of 2021. The domestic violence category of cases with 95.83% had the highest clearance rate, followed by criminal cases with 75%, child welfare cases with 72%, family cases with 65.12% and civil cases with 33.33%.

Aggregate Case Activity Summary

Aggregate case flow performance estimates for the second quarter ended June 30, 2021

Family Court	Number of new cases	Gross Number of disposed cases	Gross number of Inactive cases	Weighted Average Case Clearance Rate (%)
Corporate Area Family Court	534	629	66	130.15
Hanover Family Court	219	198	0	90.41
St. James Family Court	613	566	25	96.41
Westmoreland Family Court	516	395	13	79.07
Trelawny Family Court	158	81	31	70.89
Total/Weighted Average	2040	1869	135	98.24

The above table provides a summary of aggregate case activity across the featured specialized Family Courts in the second quarter of 2021. It shows that a total of 2040 new cases were filed in these courts, while 135 became inactive and 1869 were disposed, leading to an estimated weighted case clearance rate of 98.24%. The Corporate Area Family Court recorded the highest overall weighted case clearance rate among the featured courts with 130.15%, followed by the St. James Family Court with 96.41%.

Conclusion

This report featured the specialized Family Courts of Kingston and St. Andrew, Trelawny and the Western Regional Family Courts which comprises the Hanover, Westmoreland and St. James Family Courts. Together, these specialized family courts registered an impressive overall case clearance rate of 98.24%, representing a 0.25 percentage points decline when compared to the corresponding period in 2020. The rates ranged from a high of 130.45% in the Kingston and St. Andrew Family Court to a low of 70.89% in the Trelawny Family Court. The Chief Justice has set a target for the Jamaican courts to achieve a court-wide case clearance rate of 130% over the next 4-5 years. Achieving this rate will ensure that the net case backlog rate in the court system is reduced to under 5%. Specific targeted case clearance rates have been established for the individual courts and business lines throughout the Jamaican court system, including the Family Court. The Western Regional Family Courts need to attain an overall case clearance rate of 117% by 2025 in order to achieve a sustainable net case backlog rate of under 5% while the Kingston and St. Andrew Family Courts have a target of 119.14% by that time and the Trelawny Parish Court should attain a rate of 111.24%. Based on the results observed over the past four consecutive quarters, there is a high probability that the specialized Family Courts will attain their targets by 2025, creating a near backlog free situation. One important metric that bears a direct correlation with the case clearance rate is the courtroom utilization rate. The specialized Family Courts enjoy comparatively strong courtroom utilization which partly explains their consistently strong case clearance rates. In the second quarter of 2021 for example, the Kingston and St. Andrew Parish Courts registered a courtroom utilization of roughly 95%.

The specialized family courts appear to be well poised to meet the key quantitative targets set out by the Chief Justice as part of the judiciary's strategic plan for the next few years, thus contributing to positioning the Jamaican court system among the best in the region and the world.

Glossary of Terms

Sampling Distribution: A sampling distribution of a given population is the distribution of frequencies of a range of outcomes that could possibly occur for a statistic of a population. A population is the entire pool from which a statistical sample is drawn.

Clearance rate: The ratio on incoming to outgoing cases or of new cases filed to cases disposed, regardless of when the disposed cases originated. For example, in a given Term 100 new cases were filed and 110 were disposed (including cases originating before that Term) the clearance rate is $110/100$ or 110%. A distinction is sometimes made between the gross and net case clearance rates. The simple difference is that the net rate completely excludes inactive cases from its computation while the gross rate does not.

Note: The clearance rate could therefore exceed 100% but the disposal rate has a maximum value of 100%.

A persistent case clearance rate of less than 100% will eventually lead to a backlog of cases in the court system. The inferred international benchmark for case clearance rates is an average of 90%-110 annualized. This is a critical foundation to backlog prevention in the court system.¹

Disposal rate: As distinct from clearance rate, the disposal rate is the proportion of new cases filed which have been disposed in a particular period. For example, if 100 new cases are filed in a particular Term and 80 of those cases were disposed in said Term, then the disposal rate is 80%. A distinction is sometimes made between the gross and net case disposal rates. The simple difference is that the net rate completely excludes inactive cases from its computation while the gross rate does not.

Note: A persistent case clearance rate of less than 100% will eventually lead to a backlog of cases in the court system.ⁱⁱ

Trial/hearing date certainty: This is the proportion of dates set for trial or hearing which proceed without adjournment. For example, if 100 trial dates are set in a particular Term and 40 are adjourned, then the trial certainty rate would be 60%. The international standard for this measure is between 92% and 100%.

Courtroom utilization rate: The proportion of courtrooms in full use on a daily basis or the proportion of hours utilized in a courtroom on a daily basis. The international standard for this rate is 100%.

Case congestion rate: The ratio of pending cases to cases disposed in a given period. It is an indication of how fatigued a court is, given the existing state of resources and degree of efficiency. A case congestion rate of 150% for example, is an indication that given the resources currently at a court's disposal and its degree of efficiency, it is carrying 1.5 times its capacity.

Case File Integrity Rate: Measures the proportion of time that a case file is fully ready and available in a timely manner for a matter to proceed. Hence, any adjournment, which is due to the lack of readiness of a case file or related proceedings for court at the scheduled time, impairs the case file integrity rate. The international benchmark for the case file integrity is 100%

Standard deviation: This is a measure of how widely spread the scores in a data set are **around** the average value of that data set. The higher the standard deviation, the higher the variation of

the raw scores in the data set, from the average score. A low standard deviation is an indication that the scores in a data set are clustered around the average.

Outlier: An outlier is a value that is too small or too large, relative to the majority of scores/trend in a data set.

Skewness: This is a measure of the distribution of scores in a data set. It gives an idea of where the larger proportion of the scores in a data set can be found. Generally, if skewness is positive as revealed by a positive value for this measure, this suggests that a greater proportion of the scores in the data set are at the lower end. If the skewness is negative as revealed by a negative value for this measure, it generally suggests that a greater proportion of the scores are at the higher end. If the skewness measure is approximately 0, then there is roughly equal distribution of scores on both the higher and lower ends of the average figure.

Range: This is a measure of the spread of values in a data set, calculated as the highest minus the lowest value. A larger range score may indicate a higher spread of values in a data set.

Case backlog: A case that is in the court system for more than two years without disposition.

Case backlog: A case that is in the court system for more than two years without disposition. The **gross backlog rate** measures the proportion of all cases filed within a given period which remain unresolved for a period of over two years. The **net backlog rate** on the other hand measures the proportion of active cases filed in a given period which are unresolved for over two years.

Percentile Rank: This refers to the percentage of scores that are equal to or less than a given score. Percentile ranks, like percentages, fall on a continuum from 0 to 100. For example, a percentile rank of 45 indicates that 45% of the scores in a distribution of scores fall at or below the score at the 35th percentile.

Percentile ranks are useful when you want to quickly understand how a particular score compares to the other scores in a distribution of scores. For instance, knowing a court disposed 300 cases in a given period doesn't tell you much. You don't know how many case disposals were possible, and even if you did, you wouldn't know how that court's score compared to the rest of the courts. If, however, you were told that the court scored at the 80th percentile, then you would know that this court did as well or better than 80% of the courts in case disposals.

Difference between percentage and percentile changes: The difference between percentage and percentage points, the latter is strictly used to compare two percentages, for example, if the clearance rate in 2018 was 89% and the clearance rate in 2019 is 100%, then the appropriate expression to compare these would be "an 11 percentage points increase". However, if we are comparing two absolute numbers, say, 1000 cases were disposed in 2018, and 1500 in 2019, then there would be a 50% increase in cases disposed.

Weighted Average: Weighted average is a calculation that takes into account the varying degrees of significance of the groups or numbers in a data set. In calculating a weighted average for a particular variable, the individual scores or averages for each group are multiplied by the weight or number of observations in each of those groups, and summed. The outcome is then divided by the summation of the number of observations in all groups combined. For example, if we wish to calculate the weighted average clearance rate for the parish courts, the product of the

clearance rate and number of cases for each court are computed, added, and then divided by the total number of cases across all the parish courts. This means that a court with a larger caseload has a greater impact on the case clearance rate than a smaller court.

A weighted average can be more accurate than a simple average in which all numbers in a data set are assigned an identical weight.

Continuance and Adjournment: In a general sense, any delay in the progression of a hearing in which a future date/time is set or anticipated for continuation is a form of adjournment. However, in order to make a strict distinction between matters which are adjourned for procedural factors and those which are generally avoidable, court statistics utilizes the terms ‘continuance’ and ‘adjournment’. Here, ‘continuance’ is used strictly to describe situations in which future dates are set due to procedural reasons and ‘adjournments’ is used to describe the circumstances in which future dates of appearance are set due to generally avoidable reasons. For example, adjournments for another stage of hearing, say from a plea and case management hearing to a trial hearing or from the last date of trial to a sentencing date are classified as ‘continuance’ but delays for say, missing or incomplete files, due to outstanding medical reports or attorney absenteeism are classified as ‘adjournments’. Adjournments as defined in this document have an adverse effect on hearing date certainty rates but continuances do not.

Source:

<http://courts.mi.gov/Administration/SCAO/Resources/Documents/bestpractice/BestPracticeCaseAgeClearanceRates.pdf>

ⁱ *Source:*

<http://courts.mi.gov/Administration/SCAO/Resources/Documents/bestpractice/BestPracticeCaseAgeClearanceRates.pdf>

